

# Unidirectional And Bidirectional Transient Voltage Suppressor

**multicomp** PRO



## Features:

- Low leakage
- Uni and Bi-Directional unit
- Excellent clamping capability
- Plastic material has UL recognition 94V-0
- Fast response time

## Mechanical Data:

Case	: Molded Plastic
Polarity	: Uni-Directional -type number and cathode band Bi-Directional-type number only
Weight	: 1.2 grams
Reverse Voltage	: 6.8 to 400 Volts
Power Dissipation	: 1,500 Watts

## Maximum Ratings and Electrical Characteristics:

Rating at 25°C ambient temperature unless otherwise specified.

Single phase, half wave, 60Hz, resistive or inductive load.

For capacitive load, derate current by 20%

Characteristics	Symbol	Value	Unit
Peak Power Dissipation at $T_A = 25^\circ\text{C}$ TP = 1ms (Note 1)	$P_{PK}$	Min. 1,500	Watts
Peak Forward Surge Current 8.3ms Single Half Sine-Wave Super Imposed on Rated Load (JEDEC Method)	$I_{FSM}$	200	Amps
Steady State Power Dissipation at $T_L = 75^\circ\text{C}$ Lead Lengths 0.375"(9.5mm), See Fig. 4	$P_{M(AV)}$	5	Watts
Max. Instantaneous Forward Voltage at 25A for Uni-Directional Devices only (Note 2)	$V_F$	See Note 3	Volts
Operating Temperature Range	$T_J$	-55 to +150	°C
Storage Temperature Range	$T_{STG}$	-55 to +175	°C

### Notes:

1. Non-repetitive current pulse, per Fig. 5 and derated above  $T_A = 25^\circ\text{C}$  per Fig. 1.
2. 8.3ms single half-wave duty cycle = 4 pulses per minutes maximum (uni-directional units only).
3.  $V_F = 3.5\text{V}$  on 1.5KE6.8 thru 1.5KE200A devices and  $V_F = 5\text{V}$  on 1.5KE1100 thru 1.5KE400A devices.

Part Number		Reverse Standoff Voltage	Breakdown Voltage BV Volts@It			Max. Reverse Leakage @ VR	Max. Clamping Voltage @ Ipp	Max. Peak Pulse Current	Max. Voltage Temp. Variation of Bv
(UNI)	(BI)	VR(V)	Min.(V)	Max.(V)	It(mA)	IR(μA)	Vc(V)	Ipp(A)	mV/°C
1.5KE180A		154	171	189	1	5	246	6.1	0.108
1.5KE200A		171	190	210	1	5	274	5.5	0.108
	1.5KE250CA	214	237	263	1	5	344.4	5	0.11

**Notes:** Suffix 'C' denotes bidirectional device . Suffix 'A' denotes 5% tolerance device. No suffix denotes 10% tolerance device  
1. For bidirectional devices having VR of 10Volts and under ,the IR limit is doubled

Newark.com/multicomp-pro  
Farnell.com/multicomp-pro  
Element14.com/multicomp-pro

**multicomp** PRO

# Unidirectional And Bidirectional Transient Voltage Suppressor

**multicomp** PRO

## Ratings and Characteristic Curves

FIG.1-PULSE DERATING CURVE

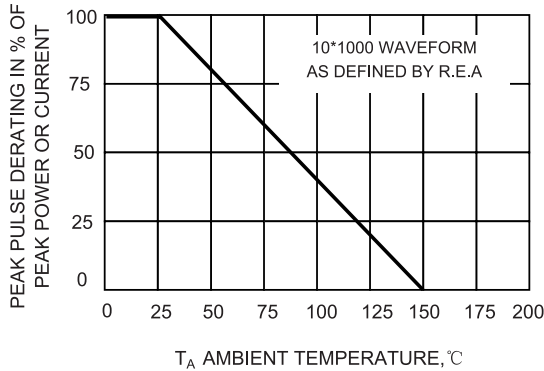


FIG.2-TYPICAL JUNCTION CAPACITANCE

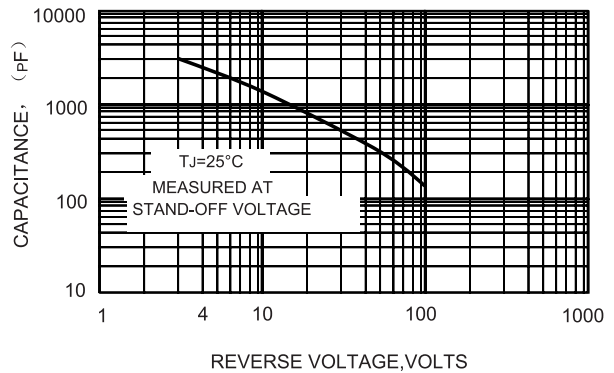


FIG.3-PULSE RATING CURVE

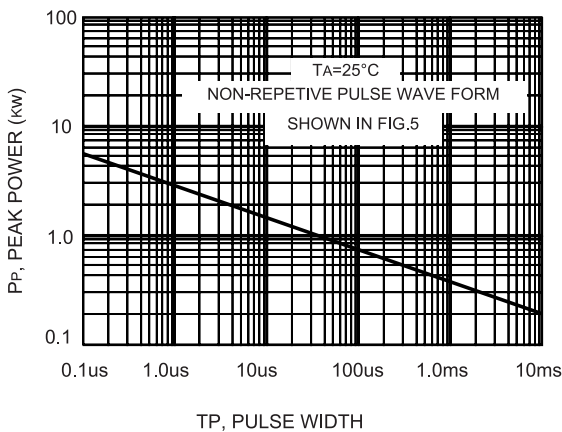


FIG.4-STEADY STATE POWER DERATING CURVE

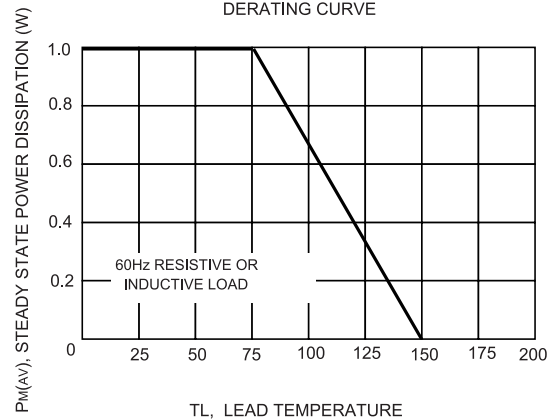
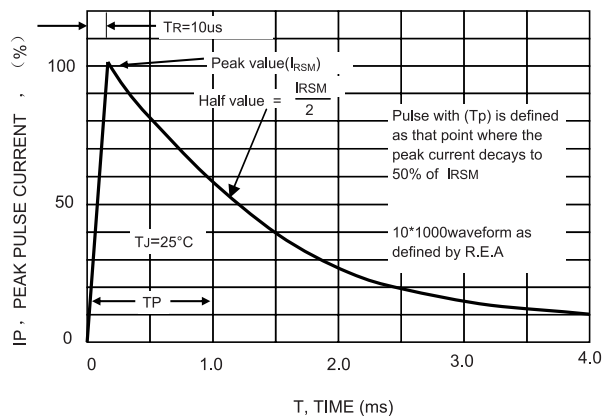


FIG.5-PULSE WAVEFORM



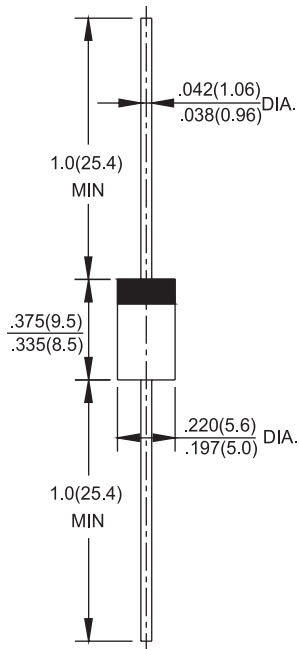
**multicomp** PRO

# Unidirectional And Bidirectional Transient Voltage Suppressor



## Dimensions:

**DO-201**



Dimensions : Inches (Millimetres)

## Part Number Table

Description	Part Number
1500W, Diode 250V Bidirectional	1.5KE250CA
1500W, Diode 200V Unidirectional	1.5KE200A
1500W, Diode 180V Unidirectional	1.5KE180A

**Important Notice :** This data sheet and its contents (the "Information") belong to the members of the AVNET group of companies (the "Group") or are licensed to it. No licence is granted for the use of it other than for information purposes in connection with the products to which it relates. No licence of any intellectual property rights is granted. The Information is subject to change without notice and replaces all data sheets previously supplied. The Information supplied is believed to be accurate but the Group assumes no responsibility for its accuracy or completeness, any error in or omission from it or for any use made of it. Users of this data sheet should check for themselves the Information and the suitability of the products for their purpose and not make any assumptions based on information included or omitted. Liability for loss or damage resulting from any reliance on the Information or use of it (including liability resulting from negligence or where the Group was aware of the possibility of such loss or damage arising) is excluded. This will not operate to limit or restrict the Group's liability for death or personal injury resulting from its negligence. Multicomp Pro is the registered trademark of Premier Farnell Limited 2019.

Newark.com/multicomp-pro  
 Farnell.com/multicomp-pro  
 Element14.com/multicomp-pro

