



EVALUATION KIT AVAILABLE
Contact us to request yours

CT Meter


AC Current Measurement When Using Current Transformers

Easy to Use. Easy to Read.



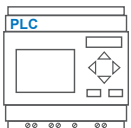
High resolution 5A Input
for use with current transformers

0.5% Accuracy

 Programmable 4 digit star-burst display. Custom messages & annunciators



NEW 10 alarm set points



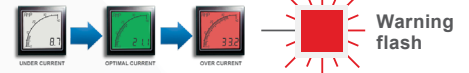
2 outputs: Digital (open collector) or Analog (4-20mA)
NEW Digital Output Delays

Less than 53mm deep

WIDE viewing angle

40
Segment curved bar graph display

Programmable backlight color to alert user



 Programmable scale

Combined digital and bar graph display

NEW 20 point non-linearization scaling



USB 2.0

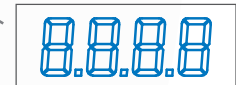
USB port for custom user settings via the **free easy-to-use software**

16 Position switch for selecting standard configurations

Available in either



POSITIVE
NEGATIVE



Full 4 digit readout for accuracy

Featuring an acclaimed easy-to-read display, combined with easy-to-use programming software and a high resolution input, the CT Meter is designed specifically for use with current transformers.

Accurately measuring up to 10,000 amps when used with an external current transformer, the CT Meter's unique display includes three-color dynamic backlighting and programmable scale, now with 10 alarm set-points, linear and non-linear scaling and delayed alarm activation.

The customizable four-character message display and scalability enable users to tailor the meter to display critical parameters to their desired specifications. The set-points, coupled with the backlighting allows operators to be visually alerted when a parameter is out of range. The two outputs can be used to connect the APM to other systems in the process.

Key Features

Unique Display

- 40 segment bar graph display
- Large 4-digit display
- Separate Starburst display area for annunciators, custom messages and alarm information
- Dynamic backlight color

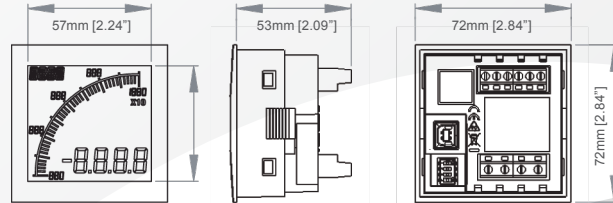
Visibility

- User-adjustable backlight brightness and colour
- Large display
- Wide viewing angle (horizontal and vertical)
- Custom annunciators

Programmable

- Scale (offset, gain and linear) and Range (min and max)
- User selectable backlight color and intensity
- ***NEW*** 20 point non-linearization scaling for non-linear sensors e.g. thermocouples and pressure transducers
- ***NEW*** Ten independent alarm set-points
- ***NEW*** Configurable digital output delays (control the time output stays open/closed - .5 seconds – 120 seconds)

Dimensions:



Panel cutout: 68mm x 68mm [2.68" x 2.68"] as per DIN43700/IEC61554

INPUT

Range (CT Output Current)
Range (via External CT)
Accuracy

CURRENT

0 - 5A
0 - 10,000A
0.5%

ENVIRONMENTAL

Temperature - operating
Temperature - storage
IP rating (from the front)
NEMA rating (from the front)

-10 to +60°C
-40 to +70°C
IP65
Type 4 & Type 12 (UL50)

POWER SUPPLY

Nominal Input

12-24VAC or DC

DISPLAY

Number of digits
Digit height
Number of message characters
Backlight colours
LCD display

4
12mm [0.47"]
4
Red, Green, White
Positive or Negative

OUTPUTS

Max voltage
Max current
Analogue output

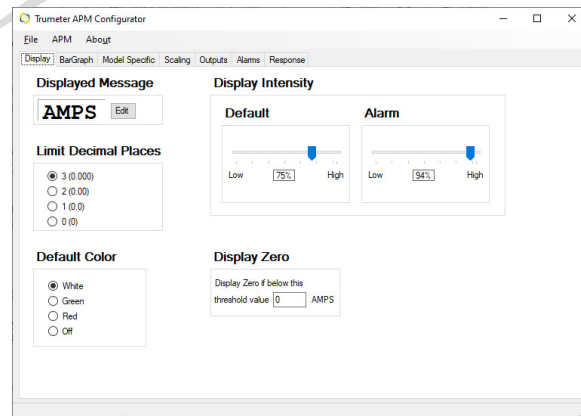
34V
500mA
4-20mA

CERTIFICATION

UL, cUL, CE, UKCA

Easy To Use Software

Just plug into any USB port on your PC, run the freely available APM Configurator application and you're off. No drivers required.



Part Numbers:

APM-CT-APO	APM CT Meter, Positive LCD, With Outputs
APM-CT-ANO	APM CT Meter, Negative LCD, With Outputs
022128-01	USB Cable
022150-01	APM Evaluation Kit

BY REQUEST: Modbus Connectivity

APM-CT-APS	APM CT Meter, Positive LCD with Modbus
APM-CT-ANS	APM CT Meter, Negative LCD with Modbus

Full specifications available online www.trumeter.com/apm

