



Delta 2A

5G/4G & ISM 868 MHz 56MM Right Angle Stubby Antenna

Key Features

- Supports 5G NR / 4G LTE / 3G UMTS / 2G GSM
- Supports LTE Cat M, LTE Cat NB, NR Cat NB bands
- Supports Wi-Fi 5GHz spectrum
- Supports LoRa, Sigfox, ISM 868 MHz, IEEE 802.15.4
- Small size
- Groundplane independent



General Description

The Delta 2A Multiband antenna combines good performance with a small size, enabling its use with many of today's GSM / GPRS (2G), UMTS (3G), LTE (4G/5G) and ISM 868 MHz band applications.

The omni-directional, radiating element is capped with a black high-grade rubber mould which allows flexibility and provides a rugged stylish finish.

Terminated with an SMA male or SMA RP right angle connector, it is suited to applications like Point of Sale terminals, metering or alarm panel equipment.

Additional Considerations

- Antenna can be discretely mounted
- Fits to many popular LTE (4G) and New Radio (5G) terminal equipment

D Direct	5G New Radio	4G LTE	3G UMTS	2G GSM
LTE Cat M	LTE NB IoT	NR NB IoT	WiFi 5G	ISM 868
ISM 5.8G	WiFi 4 802.11n	WiFi 5 802.11ac	WiFi 6 802.11ax	IEEE 802.15.4
LoRa Wireless	SF Sigfox	HNT Helium	W Weightless	Z Wave



Delta 2A

5G/4G & ISM 868 MHz 56MM Right Angle Stubby Antenna

Electrical Specifications

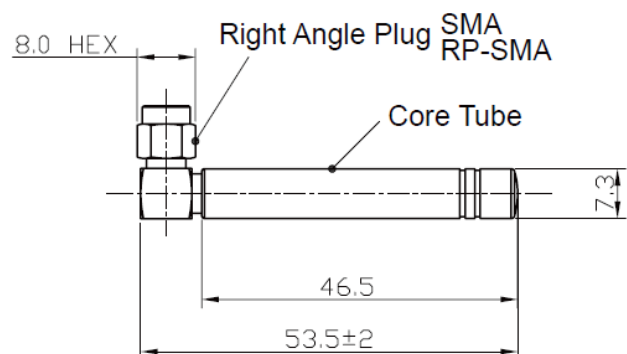
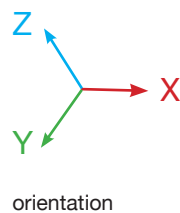
Impedance:	50 Ohm
Polarization:	Vertical
Max Input Power:	6 W
Ground plane independent:	Yes

Environmental Specifications

Operating Temperature range:	-20 to +60 °C
Storage Temperature range:	-30 to +75 °C

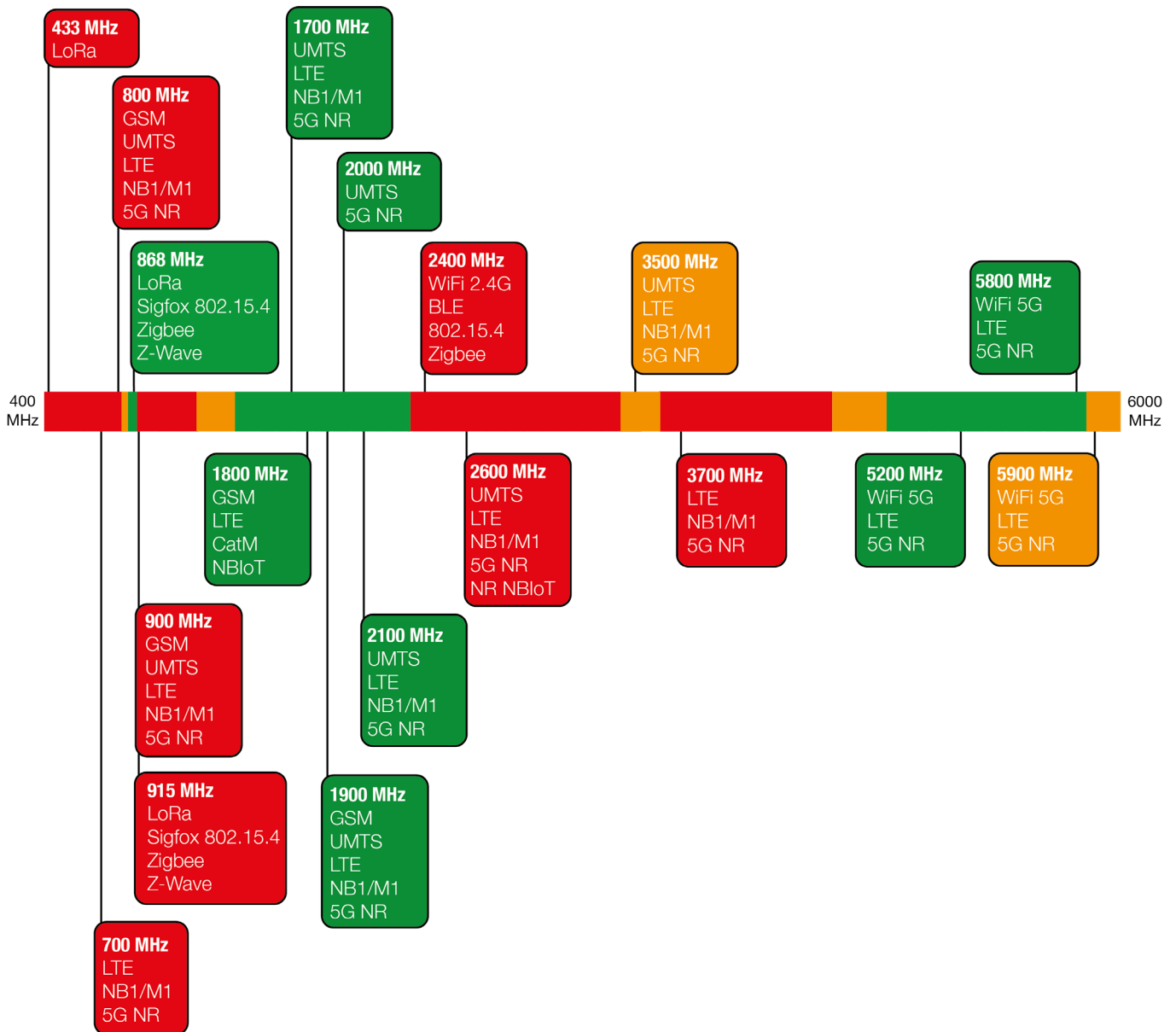
Mechanical Specifications

Dimensions:	53.5 mm x 8.0 mm diameter
Weight:	8.3 g
Connector:	Right Angle SMA Male or Right Angle SMA Male Reverse Polarity
Mounting method:	Direct connect
Housing materials:	TPR





Spectrum Coverage



● Suitable band

● Adequate band in good signal conditions

● Likely to be unsuitable



Delta 2A

5G/4G & ISM 868 MHz 56MM Right Angle Stubby Antenna

Usable Cellular Frequency Support (410 MHz – 1900 MHz)

	410	450	600	700	800	850	900	1500	1600	1700	1800	1900
GSM Bands:											●	●
UMTS Bands:								●		●	●	●
LTE Bands:								●	●	●	●	●
LTE Cat M Bands:								●	●	●	●	●
LTE Cat NB Bands:								●	●	●	●	●
5G NR Bands:								●	●	●	●	●
NR Cat NB Bands:										●	●	●

Usable Cellular Frequency Support (2000 MHz – 5900 MHz)

	2000	2100	2300	2400	2500	2600	3300	3500	3700	4700	5200	5900
GSM Bands:												
UMTS Bands:		●										
LTE Bands:	●	●									●	●
LTE Cat M Bands:		●										
LTE Cat NB Bands:		●										
5G NR Bands:	●	●									●	●
NR Cat NB Bands:		●										

Usable ISM Frequency Support (433 MHz - 5800 MHz)

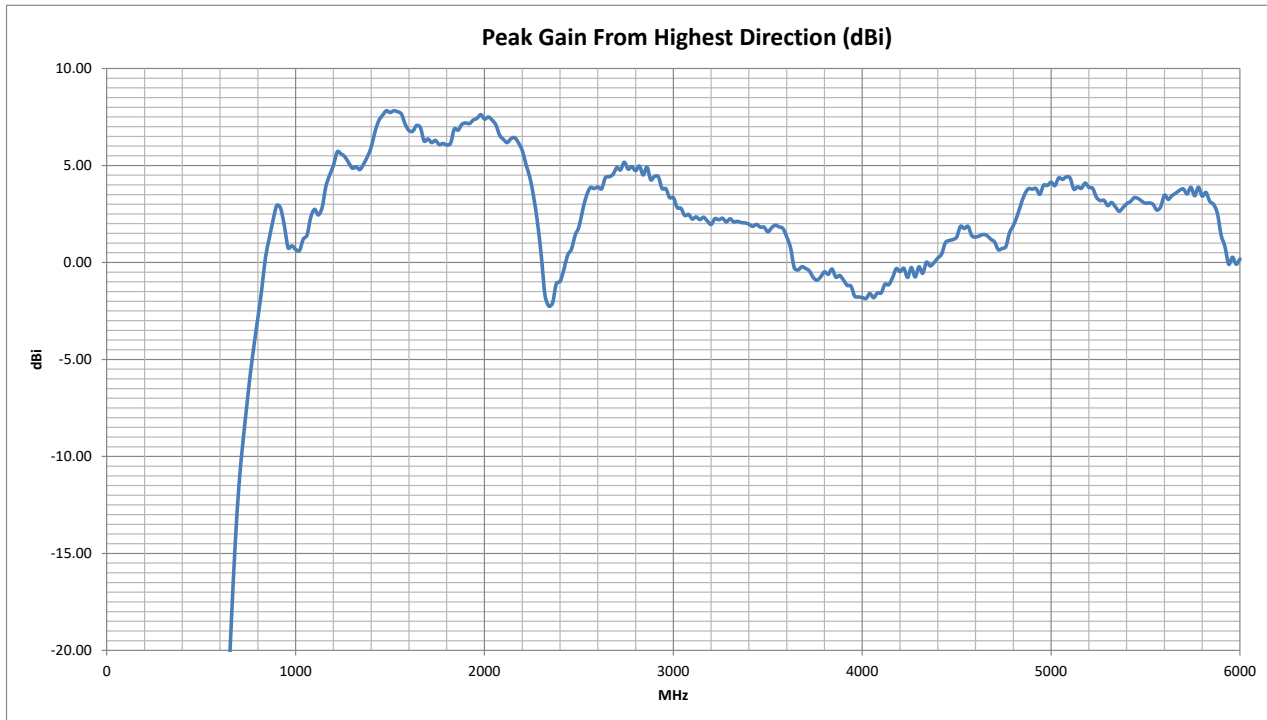
	433	868	915	2450	5800
Bluetooth					
IEEE 802.15.4		●			
LoRa		●			
Sigfox		●			
WiFi 2.4G					
WiFi 5G					●
Zigbee		●			
Z-Wave		●			



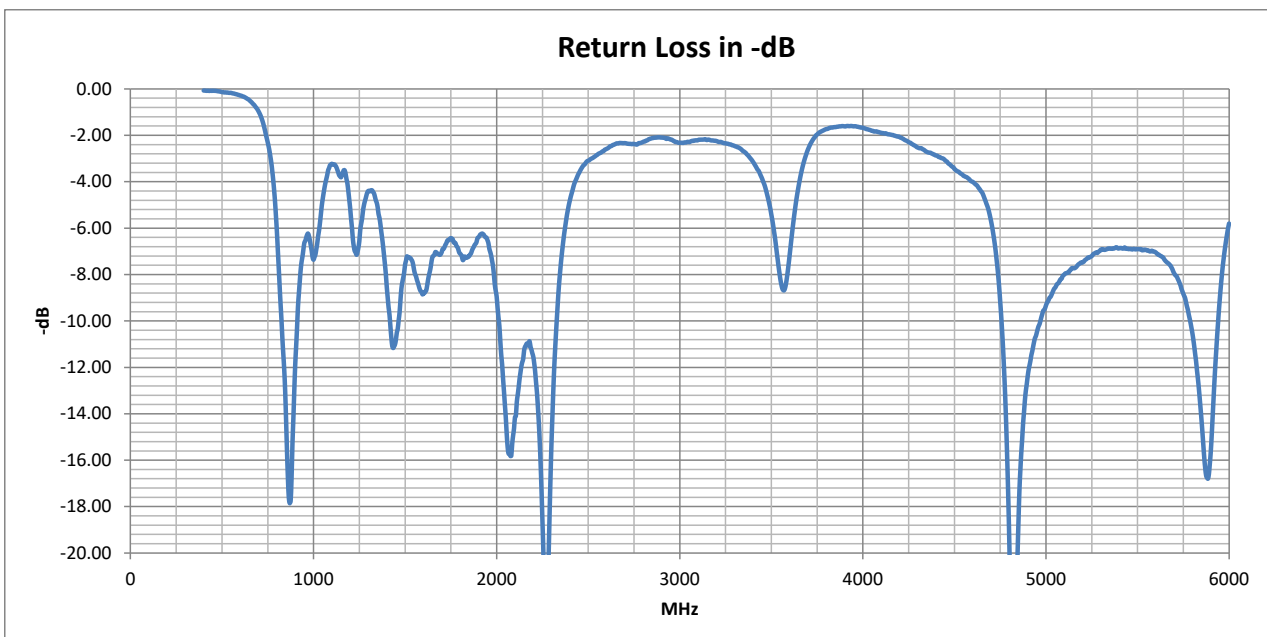
Delta 2A

5G/4G & ISM 868 MHz 56MM Right Angle Stubby Antenna

Peak Gain vs. Frequency



Return Loss

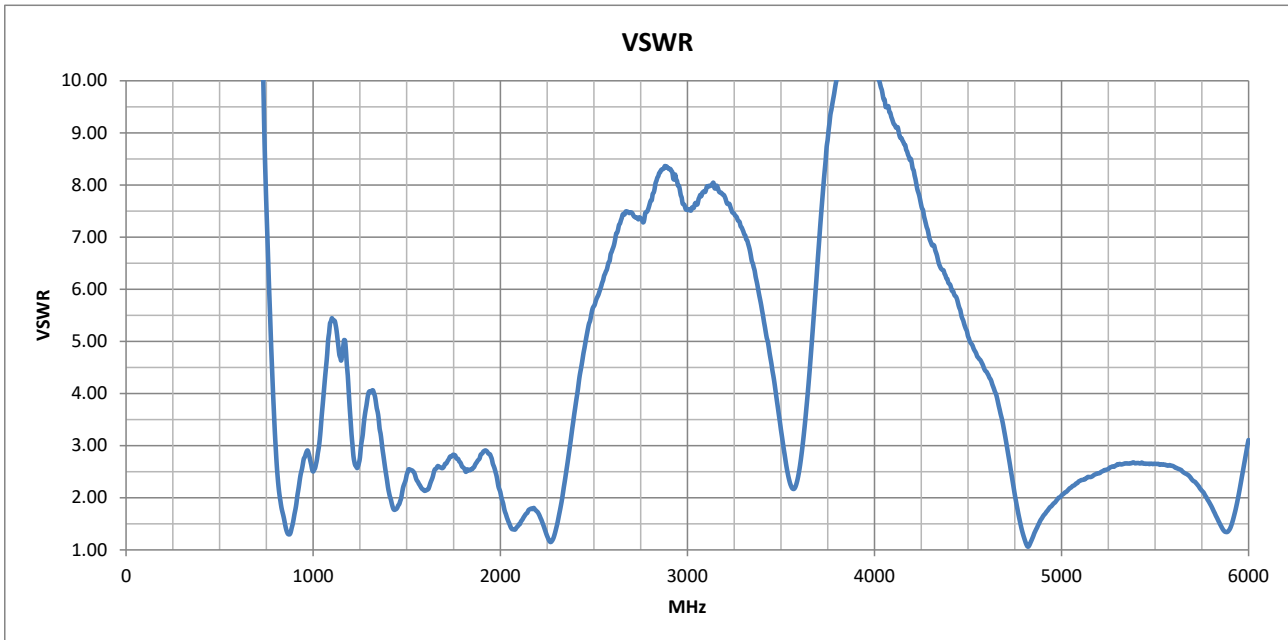




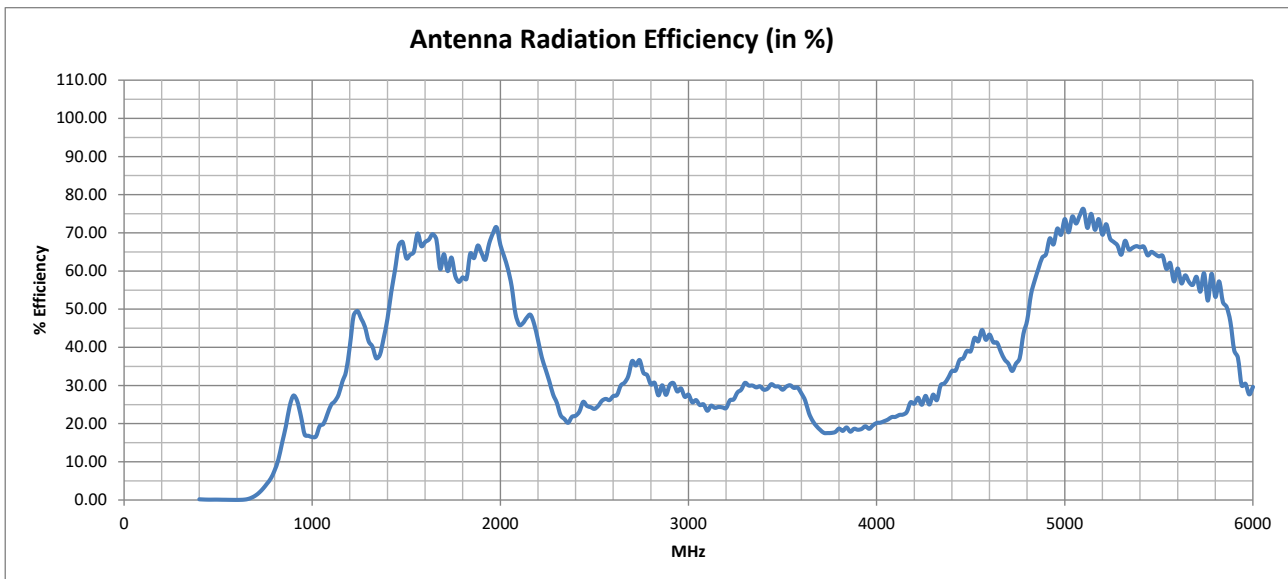
Delta 2A

5G/4G & ISM 868 MHz 56MM Right Angle Stubby Antenna

VSWR



Radiation Efficiency





Cellular Standards Band Support

GSM (2G) Band	UMTS (3G) Band	E-UTRA (4G) Band	Cat M E-UTRA Band	Cat NB E-UTRA Band	NR (5G) Band	Cat NB NR (5G) Band	Uplink	Downlink	Average Upload Efficiency (%)	Average Download Efficiency (%)	Maximum Upload VSWR	Maximum Download VSWR	Use Indicator
	1	1	1	1	n1	n1	1920 - 1980 MHz	2110 - 2170 MHz	68.05	47.42	2.91	1.79	●
PCS-1900	2	2	2	2	n2	n2	1850 - 1910 MHz	1930 - 1990 MHz	64.90	69.10	2.88	2.88	●
DCS-1800	3	3	3	3	n3	n3	1710 - 1785 MHz	1805 - 1880 MHz	60.19	62.36	2.82	2.71	●
	4	4	4	4			1710 - 1755 MHz	2110 - 2155 MHz	61.60	47.20	2.82	1.77	●
GSM-850	5	5	5	5	n5	n5	824 - 849 MHz	869 - 894 MHz	14.23	24.46	1.95	1.56	●
	6						830 - 840 MHz	875 - 885 MHz	13.90	24.39	1.81	1.42	●
	7	7	7	7	n7	n7	2500 - 2570 MHz	2620 - 2690 MHz	25.44	30.72	6.38	7.49	●
E-GSM-900	8	8	8	8	n8	n8	880 - 915 MHz	925 - 960 MHz	26.32	21.19	2.03	2.83	●
	9	9					1749.9 - 1784.9 MHz	1844.9 - 1879.9 MHz	58.44	64.51	2.82	2.71	●
	10	10					1710 - 1770 MHz	2110 - 2170 MHz	60.87	47.42	2.82	1.79	●
	11	11	11	11			1427.9 - 1447.9 MHz	1475.9 - 1495.9 MHz	59.70	66.25	1.80	2.36	●
	12	12	12	12	n12	n12	699 - 716 MHz	729 - 746 MHz	1.52	2.94	18.13	10.87	●
	13	13	13	13	n13	n13	777 - 787 MHz	746 - 756 MHz	5.88	3.75	4.76	8.03	●
	14	14	14	14	n14		788 - 798 MHz	758 - 768 MHz	7.01	4.51	3.80	6.70	●
		17		17			704 - 716 MHz	734 - 746 MHz	1.62	3.08	16.79	9.89	●
		18	18	18	n18	n18	815 - 830 MHz	860 - 875 MHz	11.23	21.28	2.20	1.34	●
	19	19	19	19			830 - 845 MHz	875 - 890 MHz	14.45	24.80	1.81	1.49	●
	20	20	20	20	n20	n20	832 - 862 MHz	791 - 821 MHz	16.51	8.66	1.78	3.57	●
	21	21	21	21			1447.9 - 1462.9 MHz	1495.9 - 1510.9 MHz	65.12	63.68	1.91	2.54	●
	22	22					3410 - 3490 MHz	3510 - 3590 MHz	29.72	29.58	5.37	3.07	●
		24	24	24	n24		1626.5 - 1660.5 MHz	1525 - 1559 MHz	69.03	66.17	2.57	2.53	●
	25	25	25	25	n25	n25	1850 - 1915 MHz	1930 - 1995 MHz	64.80	69.06	2.89	2.88	●
	26	26	26	26	n26		814 - 849 MHz	859 - 894 MHz	13.17	23.29	2.24	1.56	●
		27	27				807 - 824 MHz	852 - 869 MHz	10.01	19.54	2.54	1.45	●
		28	28	28	n28	n28	703 - 748 MHz	758 - 803 MHz	2.35	5.91	17.05	6.70	●

● Suitable band

● Adequate band in good signal conditions

● Likely to be unsuitable



Cellular Standards Band Support

GSM (2G) Band	UMTS (3G) Band	E-UTRA (4G) Band	Cat M E-UTRA Band	Cat NB E-UTRA Band	NR (5G) Band	Cat NB NR (5G) Band	Uplink	Downlink	Average Upload Efficiency (%)	Average Download Efficiency (%)	Maximum Upload VSWR	Maximum Download VSWR	Use Indicator
		28A					703 - 733 MHz	758 - 788 MHz	1.97	5.22	17.05	6.70	●
		29			n29		N/A	717 - 728 MHz	N/A	2.15	N/A	13.56	●
		30			n30		2305 - 2315 MHz	2350 - 2360 MHz	23.85	20.48	1.68	2.67	●
		31	31	31			452.5 - 457.5 MHz	462.5 - 467.5 MHz	0.09	0.09	213.77	203.97	●
	32	32					N/A	1452 - 1496 MHz	N/A	66.38	N/A	2.36	●
		33					1900 - 1920 MHz	1900 - 1920 MHz	63.83	63.83	2.91	2.91	●
		34			n34		2010 - 2025 MHz	2010 - 2025 MHz	64.19	64.19	1.95	1.95	●
		35					1850 - 1910 MHz	1850 - 1910 MHz	64.90	64.90	2.88	2.88	●
		36					1930 - 1990 MHz	1930 - 1990 MHz	69.10	69.10	2.88	2.88	●
		37					1910 - 1930 MHz	1910 - 1930 MHz	63.70	63.70	2.91	2.91	●
		38			n38		2570 - 2620 MHz	2570 - 2620 MHz	26.89	26.89	7.07	7.07	●
		39	39		n39		1880 - 1920 MHz	1880 - 1920 MHz	64.77	64.77	2.91	2.91	●
		40	40		n40		2300 - 2400 MHz	2300 - 2400 MHz	21.85	21.85	3.71	3.71	●
		41	41	41	n41	n41	2496 - 2690 MHz	2496 - 2690 MHz	27.69	27.69	7.49	7.49	●
		42	42	42			3400 - 3600 MHz	3400 - 3600 MHz	29.49	29.49	5.58	5.58	●
		43	43	43			3600 - 3800 MHz	3600 - 3800 MHz	20.11	20.11	10.05	10.05	●
		44					703 - 803 MHz	703 - 803 MHz	4.10	4.10	17.05	17.05	●
		45					1447 - 1467 MHz	1447 - 1467 MHz	65.38	65.38	1.95	1.95	●
		46			n46		5150 - 5925 MHz	5150 - 5925 MHz	60.75	60.75	2.68	2.68	●
		47			n47		5855 - 5925 MHz	5855 - 5925 MHz	43.32	43.32	1.68	1.68	●
		48			n48		3550 - 3700 MHz	3550 - 3700 MHz	24.65	24.65	6.69	6.69	●
		49					3550 - 3700 MHz	3550 - 3700 MHz	24.65	24.65	6.69	6.69	●
		50			n50		1432 - 1517 MHz	1432 - 1517 MHz	64.45	64.45	2.54	2.54	●
		51			n51		1427 - 1432 MHz	1427 - 1432 MHz	57.21	57.21	1.80	1.80	●
		52					3300 - 3400 MHz	3300 - 3400 MHz	29.82	29.82	7.10	7.10	●

● Suitable band

● Adequate band in good signal conditions

● Likely to be unsuitable



Cellular Standards Band Support

GSM (2G) Band	UMTS (3G) Band	E-UTRA (4G) Band	Cat M E-UTRA Band	Cat NB E-UTRA Band	NR (5G) Band	Cat NB NR (5G) Band	Uplink	Downlink	Average Upload Efficiency (%)	Average Download Efficiency (%)	Maximum Upload VSWR	Maximum Download VSWR	Use Indicator
		53			n53		2483.5 - 2495 MHz	2483.5 - 2495 MHz	24.12	24.12	5.64	5.64	●
		65		65	n65	n65	1920 - 2010 MHz	2110 - 2200 MHz	68.07	46.56	2.91	1.80	●
		66	66	66	n66	n66	1710 - 1780 MHz	2110 - 2200 MHz	60.40	46.56	2.82	1.80	●
		67			n67		N/A	738 - 758 MHz	N/A	3.56	N/A	9.16	●
		68					698 - 728 MHz	753 - 783 MHz	1.75	4.85	18.41	7.24	●
		69					N/A	2570 - 2620 MHz	N/A	26.89	N/A	7.07	●
		70		70	n70	n70	1695 - 1710 MHz	1995 - 2020 MHz	63.51	65.75	2.65	2.16	●
		71	71	71	n71		663 - 698 MHz	617 - 652 MHz	0.71	0.10	29.45	52.05	●
		72	72	72			451 - 456 MHz	461 - 466 MHz	0.09	0.09	216.93	205.48	●
		73	73	73			450 - 455 MHz	460 - 465 MHz	0.09	0.09	219.04	206.49	●
		74	74	74	n74		1427 - 1470 MHz	1475 - 1518 MHz	62.73	65.01	1.98	2.54	●
		75			n75		N/A	1432 - 1517 MHz	N/A	64.45	N/A	2.54	●
		76			n76		N/A	1427 - 1432 MHz	N/A	57.21	N/A	1.80	●
					n77		3300 - 4200 MHz	3300 - 4200 MHz	23.43	23.43	10.89	10.89	●
					n78		3300 - 3800 MHz	3300 - 3800 MHz	25.80	25.80	10.05	10.05	●
					n79		4400 - 5000 MHz	4400 - 5000 MHz	47.36	47.36	6.10	6.10	●
					n80		1710 - 1785 MHz	N/A	60.19	N/A	2.82	N/A	●
					n81		880 - 915 MHz	N/A	26.32	N/A	2.03	N/A	●
					n82		832 - 862 MHz	N/A	16.51	N/A	1.78	N/A	●
					n83		703 - 748 MHz	N/A	2.35	N/A	17.05	N/A	●
					n84		1920 - 1980 MHz	N/A	68.05	N/A	2.91	N/A	●
		85	85	85	n85		698 - 716 MHz	728 - 746 MHz	1.50	2.92	18.41	11.08	●
					n86		1710 - 1780 MHz	N/A	60.40	N/A	2.82	N/A	●
		87	87	87			410 - 415 MHz	420 - 425 MHz	0.15	0.13	218.98	213.49	●
		88	88	88			412 - 417 MHz	422 - 427 MHz	0.15	0.13	214.44	213.49	●

● Suitable band

● Adequate band in good signal conditions

● Likely to be unsuitable



Cellular Standards Band Support

GSM (2G) Band	UMTS (3G) Band	E-UTRA (4G) Band	Cat M E-UTRA Band	Cat NB E-UTRA Band	NR (5G) Band	Cat NB NR (5G) Band	Uplink	Downlink	Average Upload Efficiency (%)	Average Download Efficiency (%)	Maximum Upload VSWR	Maximum Download VSWR	Use Indicator
					n89		824 - 849 MHz	N/A	14.23	N/A	1.95	N/A	●
					n90	n90	2496 - 2690 MHz	2496 - 2690 MHz	27.69	27.69	7.49	7.49	●
					n91		832 - 862 MHz	1427 - 1432 MHz	16.51	57.21	1.78	1.80	●
					n92		832 - 862 MHz	1432 - 1517 MHz	16.51	64.45	1.78	2.54	●
					n93		880 - 915 MHz	1427 - 1432 MHz	26.32	57.21	2.03	1.80	●
					n94		880 - 915 MHz	1432 - 1517 MHz	26.32	64.45	2.03	2.54	●
					n95		2010 - 2025 MHz	N/A	64.19	N/A	1.95	N/A	●
					n97		2300 - 2400 MHz	N/A	21.85	N/A	3.71	N/A	●
					n98		1880 - 1920 MHz	N/A	64.77	N/A	2.91	N/A	●
					n99		1626.5 - 1660.5 MHz	N/A	69.03	N/A	2.57	N/A	●
					n101		1900 - 1910 MHz	1900 - 1910 MHz	64.27	64.27	2.88	2.88	●
				103			787 - 788 MHz	757 - 758 MHz	6.44	4.15	3.88	6.81	●

● Suitable band

● Adequate band in good signal conditions

● Likely to be unsuitable

NOTE: For each frequency band, Siretta provides a traffic light indication to show the suitability of the antenna for use at that frequency band. Determination of exactly what makes an antenna good or bad at any frequency is subjective.

The view presented is that of Siretta's engineering team having taken into account the efficiency and VSWR measurements. The end user is advised to use their own criteria and/or testing to confirm suitability.



ISM Standards Frequency Support

Application	Frequency Range	Efficiency (%)	Maximum VSWR	Peak Gain from highest direction (dBi)	Use Indicator
ISM 433 MHz	433.05 - 434.79 MHz	0.11	203.19	-24.2225	●
IMT 868 MHz	863 - 870 MHz	21.02	1.32	1.705	●
ISM 915 MHz	902 - 928 MHz	26.13	2.33	2.926	●
ISM 2.4 GHz	2400 - 2500 MHz	24.17	5.67	1.84	●
Wi-Fi 2.4G	2401 - 2483 MHz	24.21	5.44	1.4745	●
Wi-Fi 2.4G (USA)	2401 - 2473 MHz	24.19	5.31	1.1545	●
Wi-Fi 2.4G (Japan)	2401 - 2495 MHz	24.20	5.64	1.7325	●
Wi-Fi 5G (all channels)	5150 - 5990 MHz	58.38	2.91	4.09	●
Wi-Fi 5G (Ch 32-48)	5150 - 5250 MHz	71.03	2.55	4.09	●
Wi-Fi 5G (Ch 32-64)	5150 - 5330 MHz	69.05	2.65	4.09	●
Wi-Fi 5G (Ch 32-161)	5150 - 5815 MHz	63.02	2.68	4.09	●
Wi-Fi 5G (Ch 32-173)	5150 - 5875 MHz	62.13	2.68	4.09	●
ISM 5.8 GHz	5725 - 5875 MHz	54.52	2.26	3.88	●

● Suitable band

● Adequate band in good signal conditions

● Likely to be unsuitable

NOTE: For each frequency band, Siretta provides a traffic light indication to show the suitability of the antenna for use at that frequency band. Determination of exactly what makes an antenna good or bad at any frequency is subjective.

The view presented is that of Siretta's engineering team having taken into account the efficiency and VSWR measurements. The end user is advised to use their own criteria and/or testing to confirm suitability.

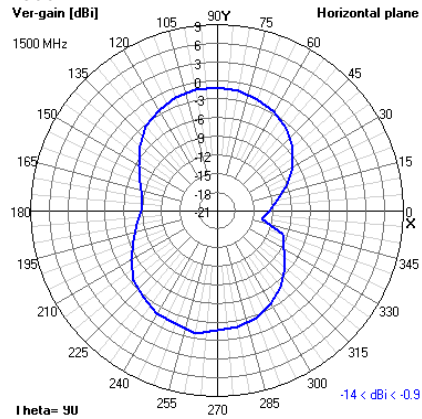


Delta 2A

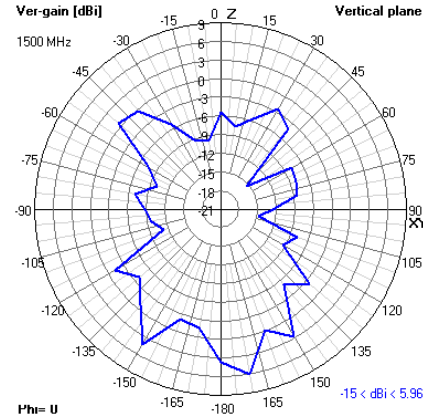
5G/4G & ISM 868 MHz 56MM Right Angle Stubby Antenna

2D Radiation Plots

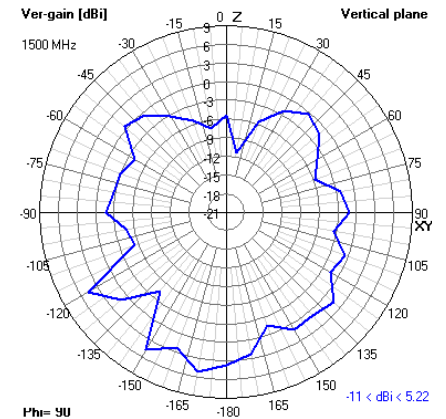
1500 MHz XY



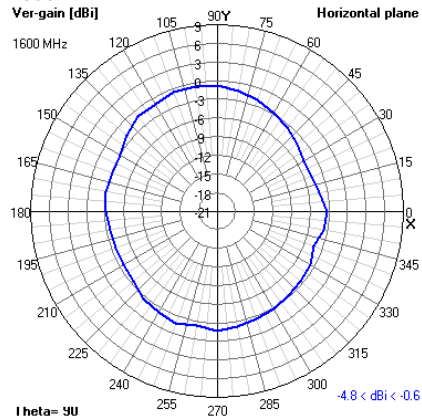
XZ



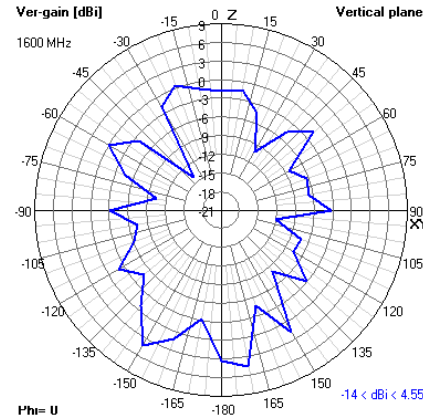
YZ



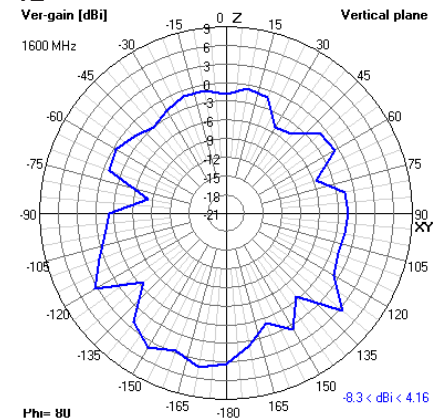
1600 MHz XY



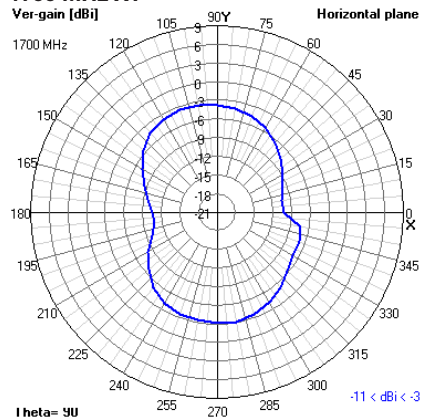
XZ



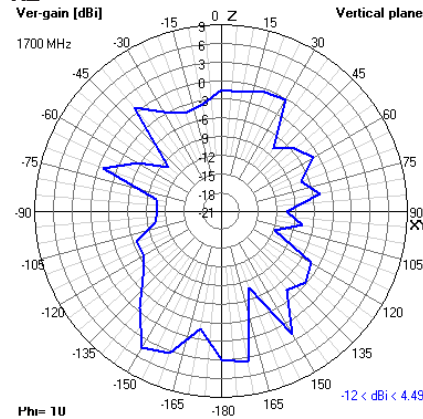
YZ



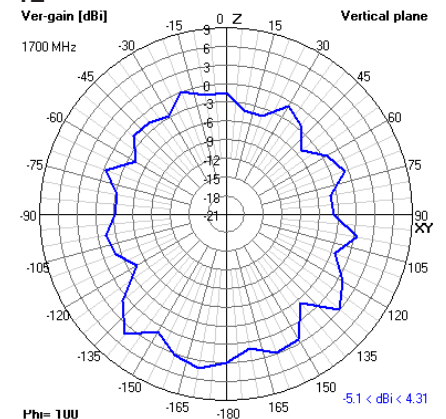
1700 MHz XY



XZ



YZ



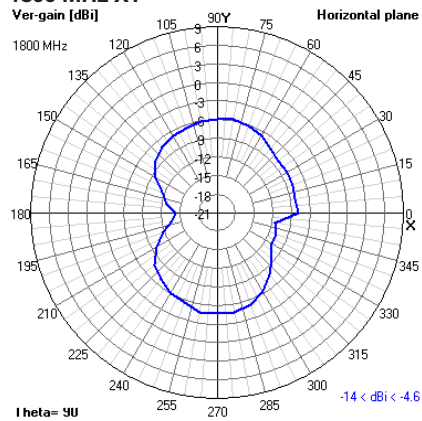


Delta 2A

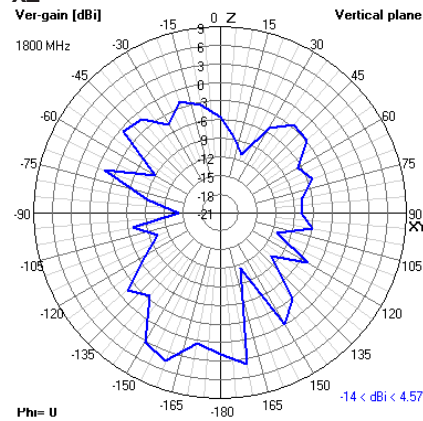
5G/4G & ISM 868 MHz 56MM Right Angle Stubby Antenna

2D Radiation Plots

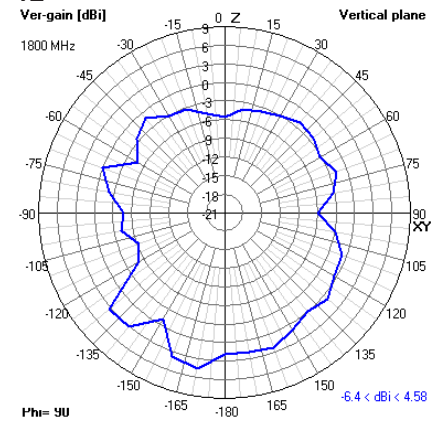
1800 MHz XY



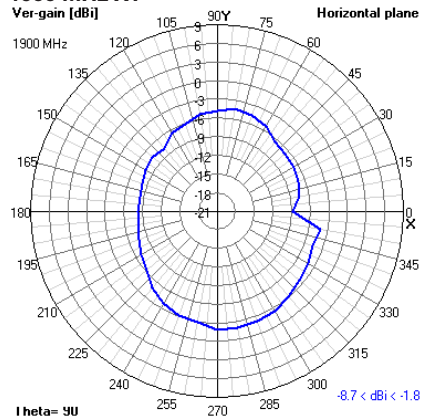
XZ



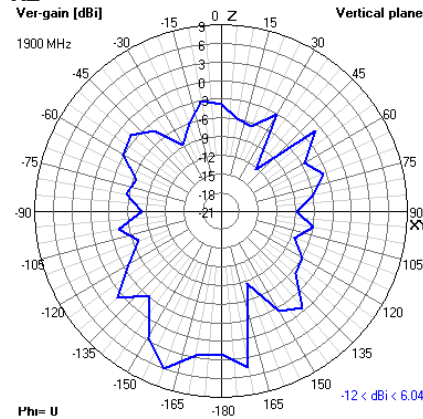
YZ



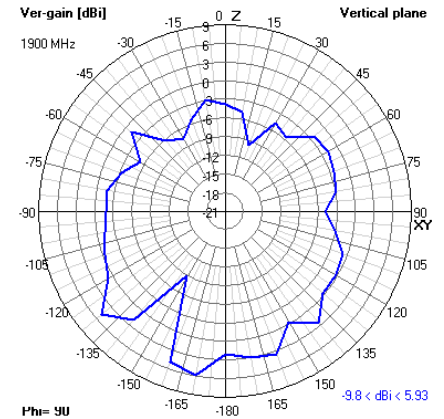
1900 MHz XY



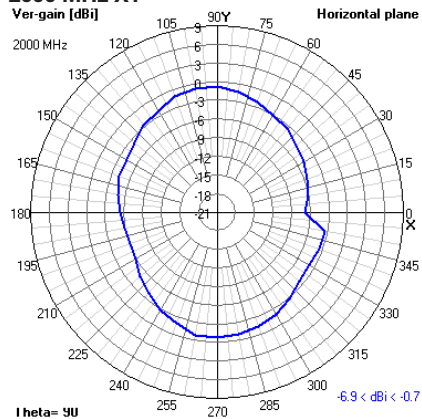
XZ



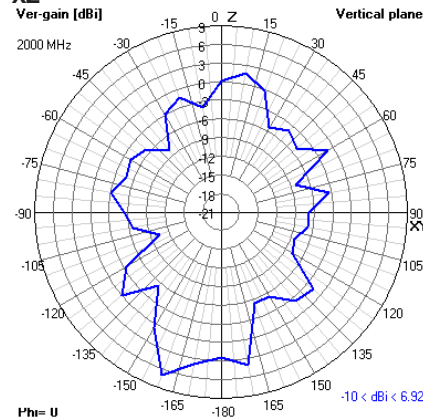
YZ



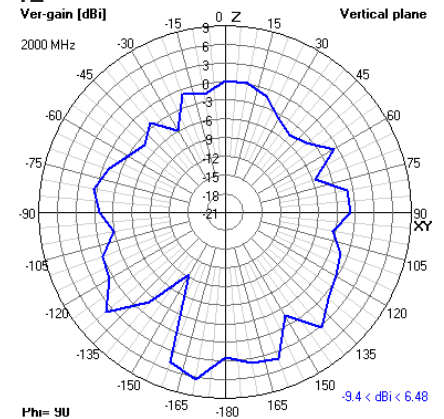
2000 MHz XY



XZ



YZ



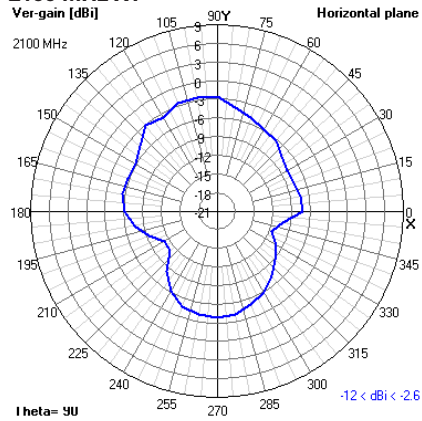


Delta 2A

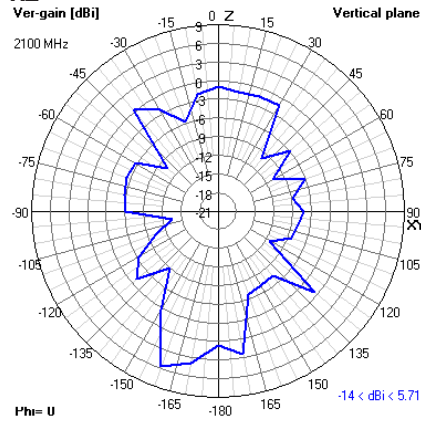
5G/4G & ISM 868 MHz 56MM Right Angle Stubby Antenna

2D Radiation Plots

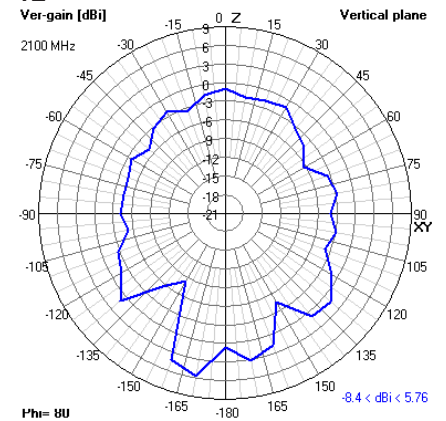
2100 MHz XY



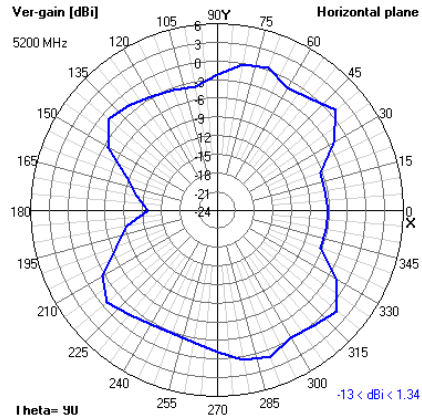
XZ



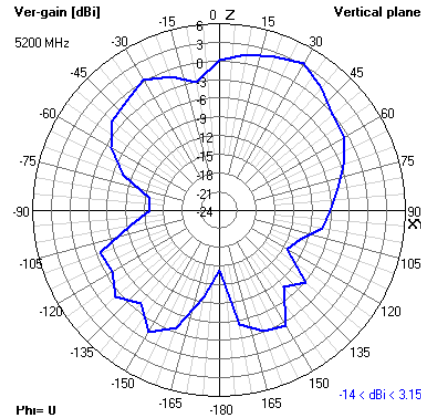
YZ



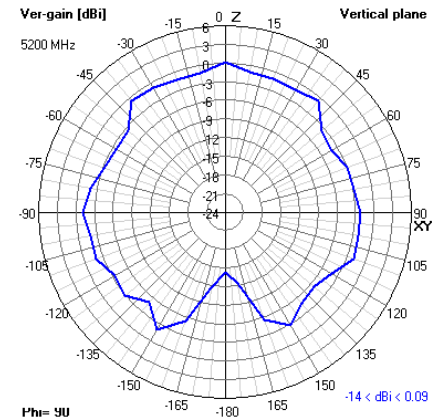
5200 MHz XY



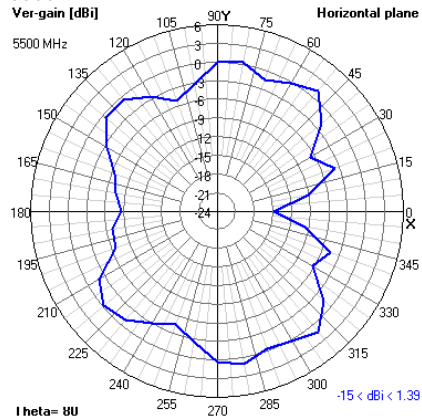
XZ



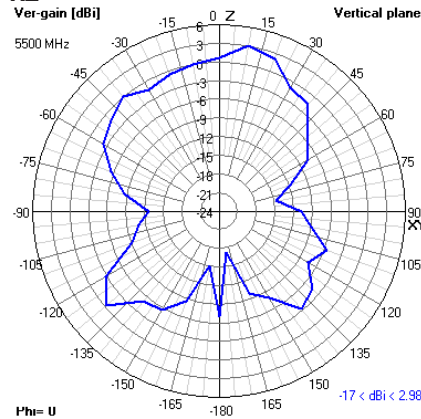
YZ



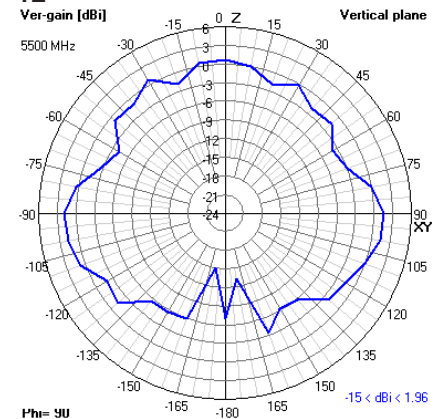
5500 MHz XY



XZ



YZ



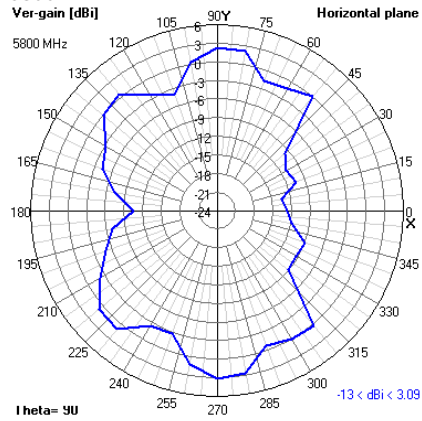


Delta 2A

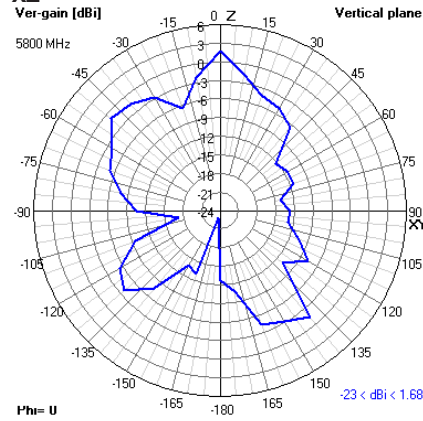
5G/4G & ISM 868 MHz 56MM Right Angle Stubby Antenna

2D Radiation Plots

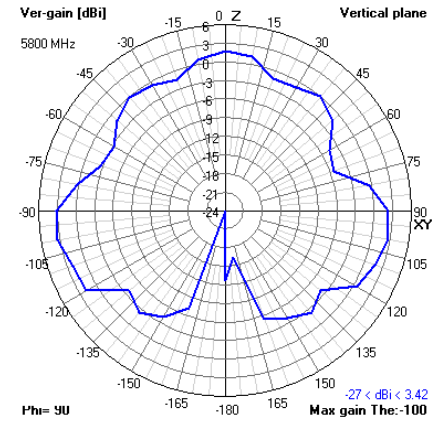
5800 MHz XY



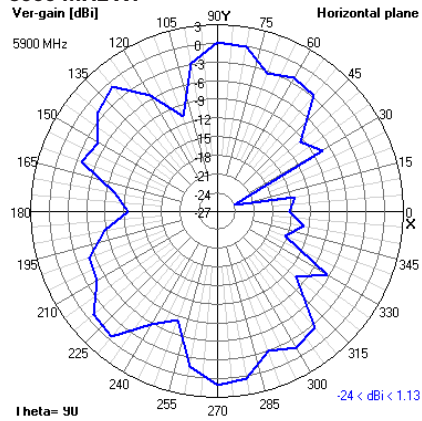
XZ



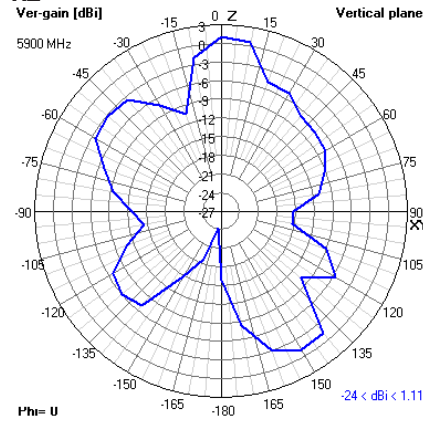
YZ



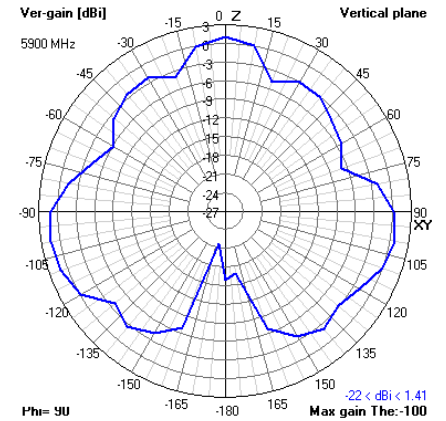
5900 MHz XY



XZ



YZ






Delta 2A

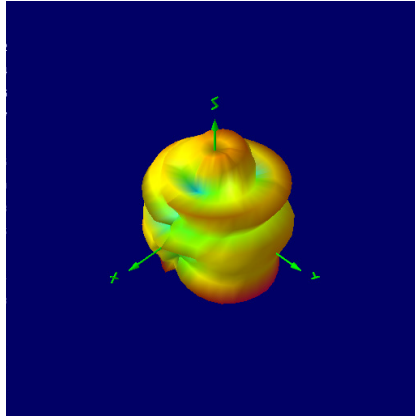
5G/4G & ISM 868 MHz 56MM Right Angle Stubby Antenna

3D Radiation Plots

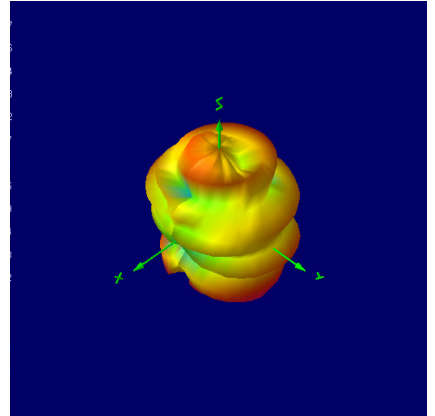
1500 MHz




1600 MHz



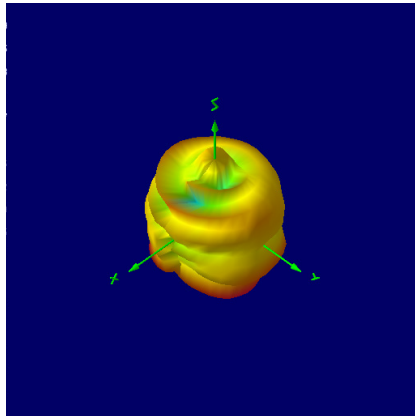
1700 MHz



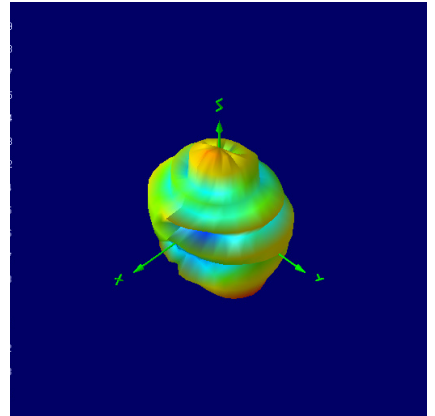
1800 MHz




1900 MHz




2000 MHz



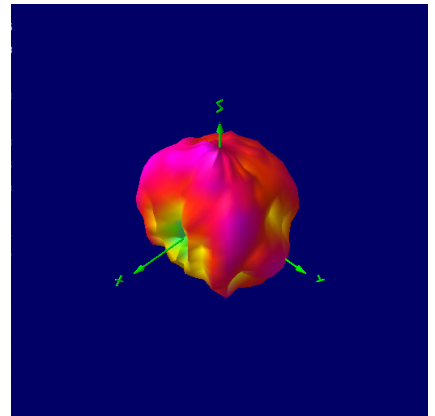
2100 MHz



5200 MHz



5500 MHz



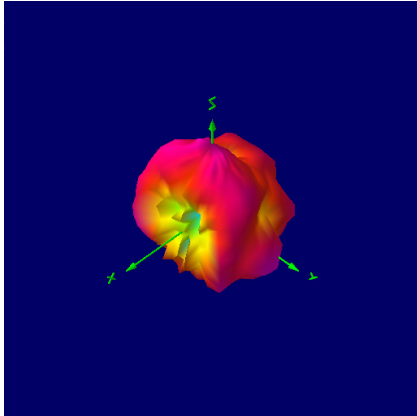


Delta 2A

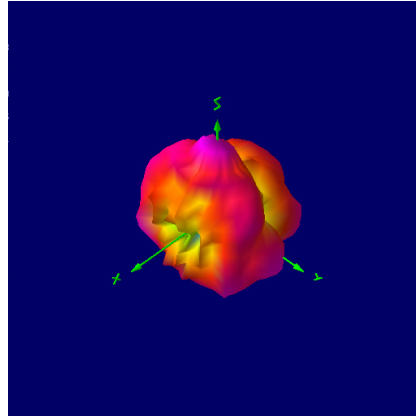
5G/4G & ISM 868 MHz 56MM Right Angle Stubby Antenna

3D Radiation Plots

5800 MHz



5900 MHz



NOTE: All 3D radiation plots are shown with Theta = 45 and Phi = 45.

Ordering Details:

Part Number	Description
DELTA2A/X/SMAM/S/RA/11	5G/4G & ISM 868 MHz 56MM Right Angle Stubby Antenna SMA Male