



Main

| | |
|------------------------------------|---|
| Range of product | OsiSense XS |
| Series name | General purpose |
| Sensor type | Inductive proximity sensor |
| Device application | Mobile equipment |
| Sensor name | XS2 |
| Sensor design | Cylindrical M18 |
| Size | 41 mm |
| Body type | Fixed |
| Detector flush mounting acceptance | Non flush mountable |
| Material | Metal |
| Type of output signal | Discrete |
| Wiring technique | 3-wire |
| [Sn] nominal sensing distance | 0.63 in (16 mm) |
| Discrete output function | 1 NC |
| Output circuit type | DC |
| Discrete output type | PNP |
| Electrical connection | Cable |
| Cable length | 6.56 ft (2 m) |
| [Us] rated supply voltage | 12...24 V DC reverse polarity protection |
| Switching capacity in mA | <= 200 mA overload and short-circuit protection |
| IP degree of protection | IP65 IEC 60529 IP67 DIN 40050 IP69K |

Complementary

| | |
|--------------------------|---------------------------------|
| Thread type | M18 x 1 |
| Detection face | Frontal |
| Front material | PPS |
| Enclosure material | Nickel Plated Brass |
| Sensing range | > 0.59...1.57 in (> 15...40 mm) |
| Operating zone | 0.00...0.50 in (0...12.8 mm) |
| Differential travel | 1...15% of Sr |
| Cable composition | 3 x 0.34 mm ² |
| Wire insulation material | PvR |
| Status LED | Output state 1 LED yellow) |
| Supply voltage limits | 10...36 V DC |
| Switching frequency | <= 1000 Hz |
| Maximum voltage drop | <2 V closed) |
| Current consumption | <= 10 mA no-load |
| Maximum delay first up | 15 ms |
| Maximum delay response | 0.3 ms |
| Maximum delay recovery | 0.7 ms |
| Marking | CE |
| Threaded length | 0.83 in (21 mm) |

| | |
|------------|------------------------|
| Length | 1.61 in (41 mm) |
| Net Weight | 0.23 lb(US) (0.105 kg) |

Environment

| | |
|---------------------------------------|---|
| Product certifications | CSA UL E2 |
| Ambient air temperature for operation | -13...158 °F (-25...70 °C) |
| Ambient air temperature for storage | -40...185 °F (-40...85 °C) |
| Vibration resistance | 25 gn +/- 2 mm 10...55 Hz)IEC 60068-2-6 |
| Shock resistance | 50 gn 11 ms IEC 60068-2-27 |

Ordering and shipping details

| | |
|-----------------------|----------------------------|
| Category | 22486 - SENSORS, PROXIMITY |
| Discount Schedule | DS2 |
| GTIN | 03389119037228 |
| Nbr. of units in pkg. | 1 |
| Package weight(Lbs) | 1 lb(US) (0.45 kg) |
| Returnability | No |
| Country of origin | FR |

Packing Units

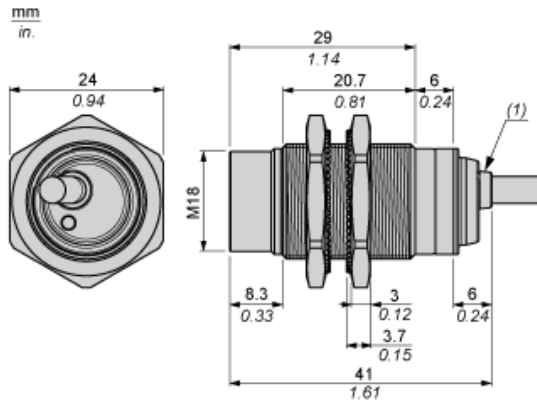
| | |
|------------------------------|------------------------|
| Unit Type of Package 1 | PCE |
| Package 1 Height | 1.65 in (4.2 cm) |
| Package 1 width | 3.82 in (9.7 cm) |
| Package 1 Length | 5.12 in (13 cm) |
| Unit Type of Package 2 | S02 |
| Number of Units in Package 2 | 22 |
| Package 2 Weight | 5.94 lb(US) (2.695 kg) |
| Package 2 Height | 5.91 in (15 cm) |
| Package 2 width | 11.81 in (30 cm) |
| Package 2 Length | 15.75 in (40 cm) |

Offer Sustainability

| | |
|----------------------------|---|
| Sustainable offer status | Green Premium product |
| California proposition 65 | WARNING: This product can expose you to chemicals including: Diisononyl phthalate (DINP), which is known to the State of California to cause cancer, and Di-isodecyl phthalate (DIDP), which is known to the State of California to cause birth defects or other reproductive harm. For more information go to www.P65Warnings.ca.gov |
| REACH Regulation | REACH Declaration |
| EU RoHS Directive | Pro-active compliance (Product out of EU RoHS legal scope) EU RoHS Declaration |
| Mercury free | Yes |
| RoHS exemption information | Yes |
| Environmental Disclosure | Product Environmental Profile |
| Circularity Profile | End Of Life Information |

Dimensions

Pre-cabled

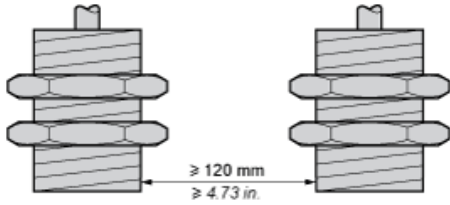


(1) Yellow LED (Output state indication)

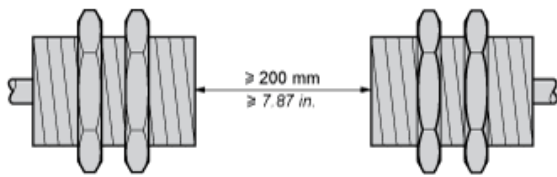
Mounting and Clearance

Minimum Mounting Distances

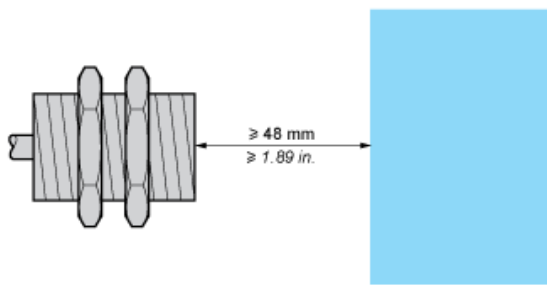
Side by Side



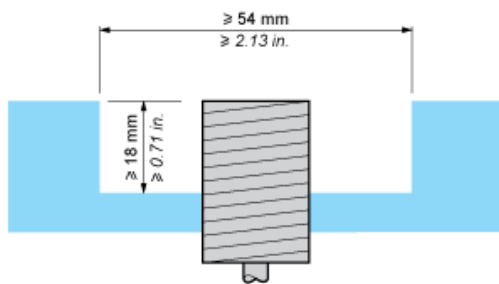
Face to Face



Facing a Metal Object



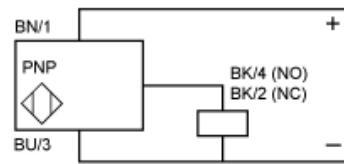
Mounted in a Metal Support



Connection and Schema

Wiring Schemes

PNP 3-wire

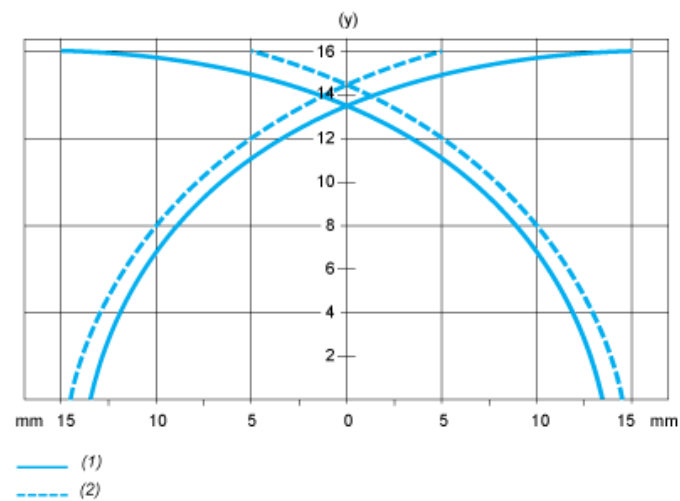


BN : Brown
BK : Black
BU : Blue

Performance Curves

Standard Steel Target: 24 x 24 x 1 mm

Operating zone: 0...12.8 mm



- (y) Sensing distance in mm
- (1) Pick-up points
- (2) Drop-out points (object approaching from the side)