

# QC20 Series

## 1.6x2.0 4-Pad SMD Quartz Crystal Unit



### Features

- 1.6 x 2.0 x 0.5mm ultra miniature package
- Seam sealed ceramic package with metal lid assures high precision and reliability

### Applications

- High density applications
- Modem, communication and test equipment
- PCMCIA, wireless applications
- Automotive applications

### General Specifications

Frequency Range	20.000 to 52.000MHz (Fundamental)
Frequency Tolerance at 25°C	±10 to ±30ppm (±30ppm standard)
Frequency Stability over Temperature Range	See Stability vs. Temperature Table
Storage Temperature	-40 to +85°C
Aging per Year	±3ppm max.
Load Capacitance $C_L$	7 to 32pF and Series Resonance
Shunt Capacitance $C_0$	7.0pF
Equivalent Series Resistance (ESR)	See ESR Table
Drive Level	50µW max.
Insulation Resistance (MΩ)	500 at 100Vdc ±15Vdc

### Equivalent Series Resistance (ESR)

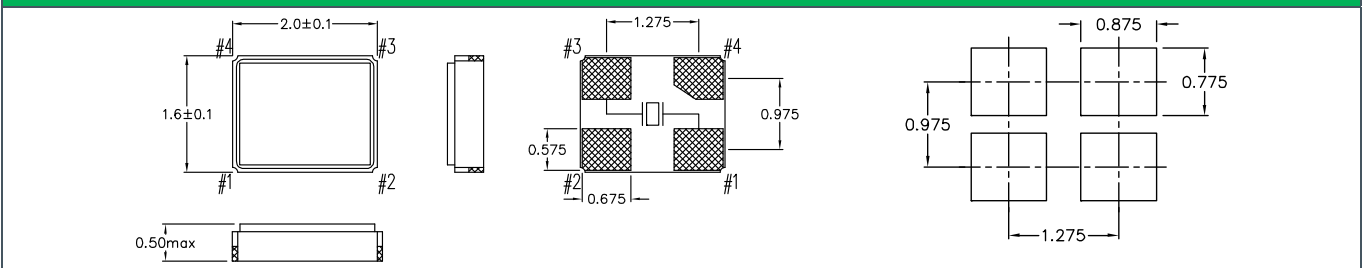
Frequency Range - MHz	Ω max.	Mode of Operation
20.000 to 40.000	100	Fundamental
40.100 to 52.000	60	

### Frequency Stability vs. Temperature

Operating Temperature	±10ppm	±20ppm	±30ppm	±50ppm	±100ppm
-20 to +70°C	○	○	○	○	○
-40 to +85°C	-	○	●	○	○

● standard    ○ available

### Mechanical Dimensions



### Part Numbering Guide

Qantek Code	Package	Nominal Frequency (in MHz)	Vibration Mode	Load Capacitance	Operating Temperature Range	Frequency Tolerance	Frequency Stability	Automotive Indicator	Packaging
Q = Qantek	C20 = 1.6x2.0 4-Pad SMD	7 digits including the decimal point (f.i.e. 12.0000)	F = AT-Fund	S = Series 08 = 8pF <b>12 = 12pF</b> 18 = 18pF 20 = 20pF etc.	A = -20 to +70°C <b>B = -40 to +85°C</b>	1 = ±10ppm 2 = ±20ppm <b>3 = ±30ppm</b> 5 = ±50ppm 0 = ±100ppm	1 = ±10ppm 2 = ±20ppm <b>3 = ±30ppm</b> 5 = ±50ppm 0 = ±100ppm	not available	M = 250pcs Tape&Reel R = 1000pcs Tape&Reel

Example: QC2024.0000F12B33R

bold letters = recommended standard specification



**QANTEK Technology Corporation**

Phone: +1 877-227-0440 (tollfree)

Fax: +1 877-227-0440 (tollfree)

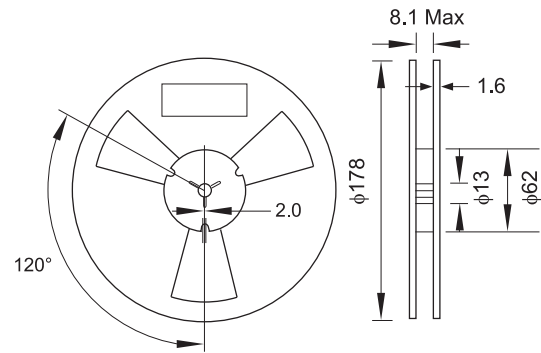
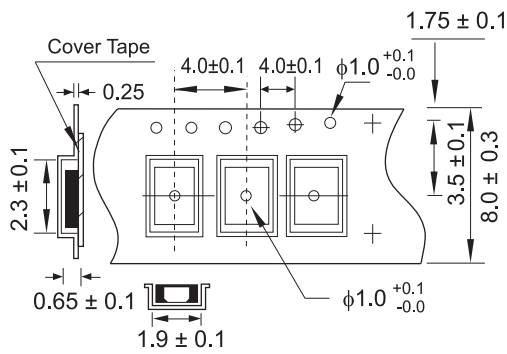
www.qantek.com

info@qantek.com

# QC20 Series

## 1.6x2.0 4-Pad SMD Quartz Crystal Unit

### Tape and Reel Dimensions



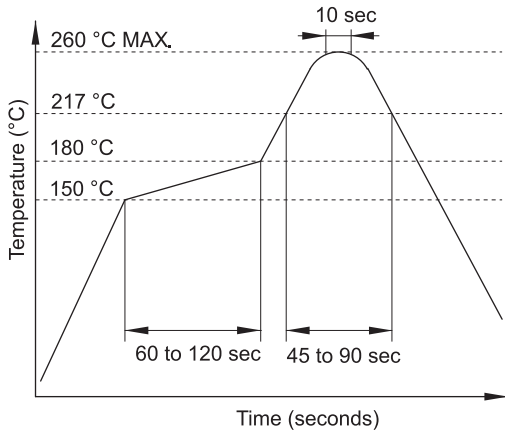
### Marking Code Guide

Contains frequency, Qantek manufacturing code, production code (month and year) and load capacitance.

Month Codes				Year Codes				Load Capacitance Code in pF					
January	A	July	G	2010	0	2011	1	2012	2	pF	PN Code	pF	PN Code
February	B	August	H	2013	3	2014	4	2015	5	12	A	20	F
March	C	September	I							18	B	22	G
April	D	October	J							8	C	30	H
May	E	November	K							10	D	32	I
June	F	December	L							16	E	S	S

Example: First Line: 12.000 (Frequency) Second Line: QA1A (Qantek - January - 2011 - 12 pF)

### Solder Reflow Profile



### Environmental Specifications

Mechanical Shock	MIL-STD-202, Method 213, C
Vibration	MIL-STD-202, Method 201 & 204
Thermal Cycle	MIL-STD, Method 1010, B
Gross Leak	MIL-STD-202, Method 112
Fine Leak	MIL-STD-202, Method 112

All specifications are subject to change without notice.



**QANTEK Technology Corporation**  
 Phone: +1 877-227-0440 (tollfree)  
 Fax: +1 877-227-0440 (tollfree)

www.qantek.com  
 info@qantek.com