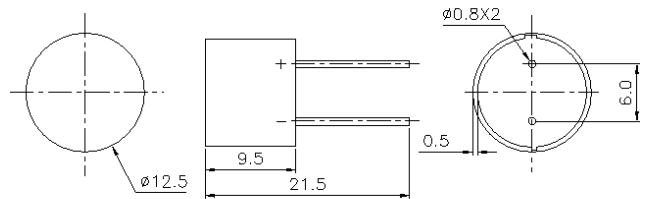
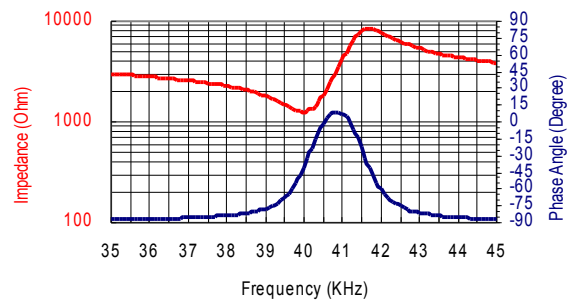


**Dimensions:** dimensions are in mm



**Impedance/Phase Angle vs. Frequency**  
Tested under 1Vrms Oscillation Level



**Specification**

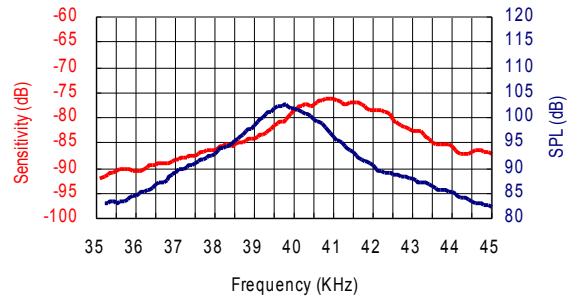
400EP125	Transceiver
Center Frequency	40.0±1.0Khz
Bandwidth (-6dB)	400EP125 1.5Khz
Transmitting Sound Pressure Level (with rubber sleeve)	100dB min.
at resonant frequency;0dB re 0.0002µbar per 10Vrms at 30cm	
Receiving Sensitivity (with rubber sleeve)	-78dB min.
at resonant frequency 0dB = 1 volt/µbar	
Nominal Impedance (Ohm)	1000
Ringing (ms) @25°C	1.2 max.
Capacitance at 1Khz	±20% 1400 pF
Max. Driving Voltage	100Vpp
20 bursts, 25ms repetition rate	
Total Beam Angle	-6dB 108°
Operation Temperature	-30 to 70°C
Storage Temperature	-40 to 80°C

All specification taken typical at 25°C  
Models of less ringing are available

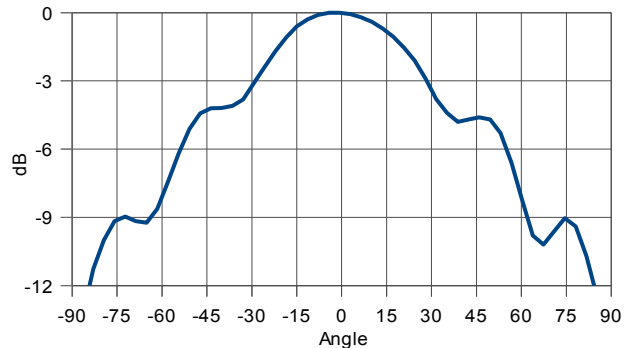
Models available:

1	400EP125	Natural Aluminum Housing
2	400EP125B	Black Painted Housing
3	400EP125BR	Black Housing+Rubber Sleeve

**Sensitivity/Sound Pressure Level**  
SPL Tested under 10Vrms@30cm



**Beam Angle:** Tested at 40.0Khz frequency



**S. Square Enterprise Company Limited**  
**Pro-Wave Electronics Corporation**

[Http://www.pro-wave.com.tw](http://www.pro-wave.com.tw) ; E-mail: [sales@pro-wave.com.tw](mailto:sales@pro-wave.com.tw) ; Tel: 886-2-22465101 ; Fax: 886-2-22465105