

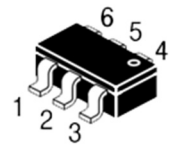
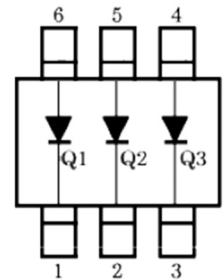
Schottky Barrier Diode

multicomp PRO



Features:

- Low Forward Voltage Drop
- Guard Ring Construction for Transient Protection
- Fast Switching
- Low Leakage Current
- Three Fully Isolated Schottky Diode
- Also Available in Lead Free Version



SOT-363

Applications:

High speed switching

Maximum Rating @ TA = 25°C unless otherwise specified

Parameter	Symbol	SD103ATW-7-F	Unit
Peak repetitive reverse voltage Working peak reverse voltage DC blocking voltage	V_{RRM} V_{RWM} V_R	40	V
RMS reverse voltage	$V_{R(RMS)}$	28	V
Forward continuous current (Max.)	I_F	350	mA
Average rectified current	I_O	175	mA
Non-Repetitive peak forward surge current @t ≤ 10ms	I_{FSM}	1	A
Thermal resistance, junction to ambient air	$R_{\theta JA}$	500	°C/W
Power dissipation	P_D	200	mW
Junction and storage temperature	T_j, T_{stg}	-55 to +125	°C

Electrical Characteristics @ TA = 25°C unless otherwise specified

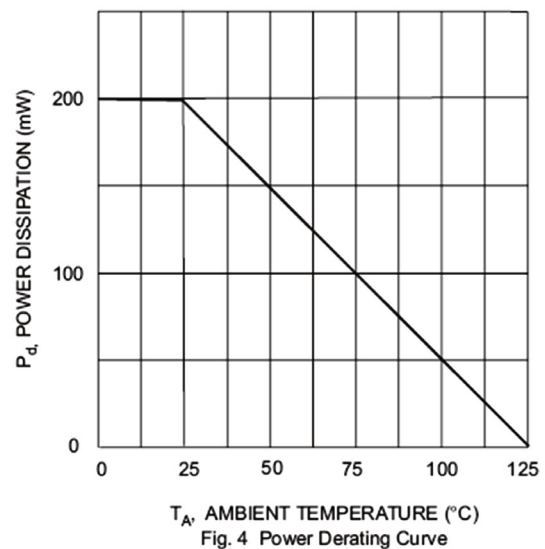
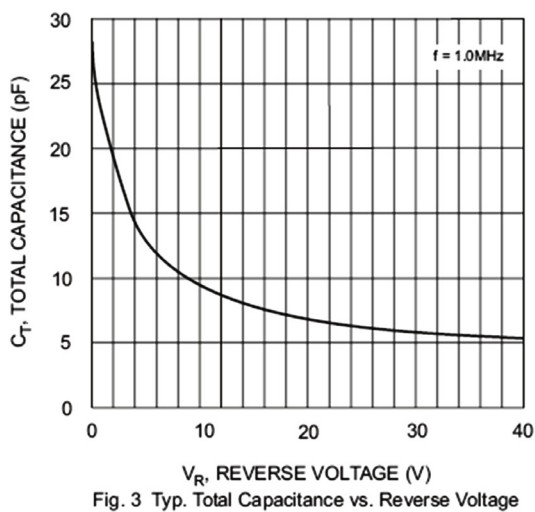
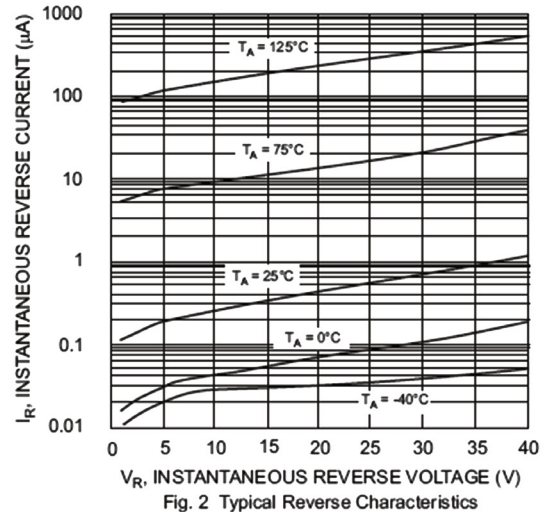
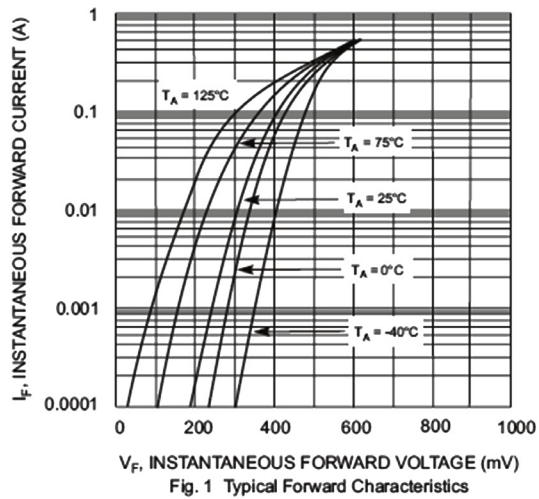
Parameter	Symbol	Conditions	Min.	Typ.	Max.	Unit
Reverse breakdown voltage	$V_{(BR)R}$	$I_R = 100\mu A$	40		-	V
Average reverse current	I_R	$V_R = 10V$ $V_R = 30V$		0.2 0.4	2 5	μA

Newark.com/multicomp-pro
Farnell.com/multicomp-pro
Element14.com/multicomp-pro

multicomp PRO

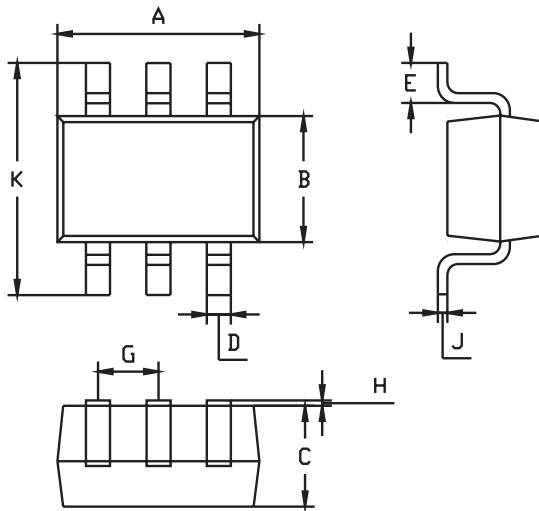
Parameter	Symbol	Conditions	Min.	Typ.	Max.	Unit
Forward voltage	V_F	$I_F = 1\text{mA}$ $I_F = 5\text{mA}$ $I_F = 20\text{mA}$ $I_F = 100\text{mA}$	-	0.27 0.32 0.36 0.44	0.37 0.5	V
Total capacitance	C_T	$V_R = 0\text{V}, f = 1\text{MHz}$	-	50	-	pF
Reverse recovery time	t_{rr}	$I_F = I_R = 200\text{mA}, I_{rr} = 0.1 \cdot I_R$ $R_L = 100\Omega$	-	10	-	ns

Typical Characteristics @ $T_A = 25^\circ\text{C}$ unless otherwise specified



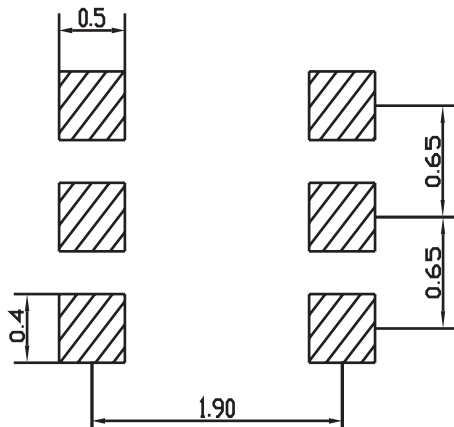
Package Outline

Plastic surface mounted package



SOT-363		
Dim	Min	Max
A	1.8	2.2
B	1.15	1.35
C	1 Typical	
D	0.10	0.30
E	0.25	0.40
G	0.65 Typical	
H	0.02	0.10
J 0	.1Typical	
K	2.1	2.3
All Dimensions in mm		

Soldering Footprint



Dimensions : Millimetres

Package Information

Device	Package	Shipping
SD103ATW-7-F	SOT-363	3,000/Tape & Reel

Part Number Table

Description	Part Number
Schottky Barrier Diode	SD103ATW-7-F

Important Notice : This data sheet and its contents (the "Information") belong to the members of the AVNET group of companies (the "Group") or are licensed to it. No licence is granted for the use of it other than for information purposes in connection with the products to which it relates. No licence of any intellectual property rights is granted. The Information is subject to change without notice and replaces all data sheets previously supplied. The Information supplied is believed to be accurate but the Group assumes no responsibility for its accuracy or completeness, any error in or omission from it or for any use made of it. Users of this data sheet should check for themselves the Information and the suitability of the products for their purpose and not make any assumptions based on information included or omitted. Liability for loss or damage resulting from any reliance on the Information or use of it (including liability resulting from negligence or where the Group was aware of the possibility of such loss or damage arising) is excluded. This will not operate to limit or restrict the Group's liability for death or personal injury resulting from its negligence. Multicomp Pro is the registered trademark of Premier Farnell Limited 2019.