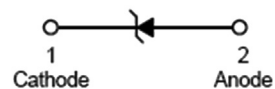


# Surface Mount Zener Diode

multicomp<sup>PRO</sup>



SOD-323

## Features:

- Planar Die Construction
- General Purpose, Medium Current
- Ideally Suited For Automated Assembly Processes

## Applications:

- Zener diode
- Ultra-small surface mount package

## Maximum Rating @ T<sub>A</sub> = 25°C unless otherwise specified

Characteristic	Symbol	Value	Unit
Forward voltage @ I <sub>F</sub> = 10mA	V <sub>F</sub>	0.9	V
Power dissipation	P <sub>D</sub>	200	mW
Thermal resistance, junction to ambient air	R <sub>θjA</sub>	625	°C/W
Junction temperature	T <sub>j</sub>	150	°C
Storage temperature range	T <sub>stg</sub>	-65 to +150	°C

**Note** : Valid provided that device terminals are kept at ambient temperature.  
Short duration test pulse used in minimize self-heating effect.  
f = 1kHz.

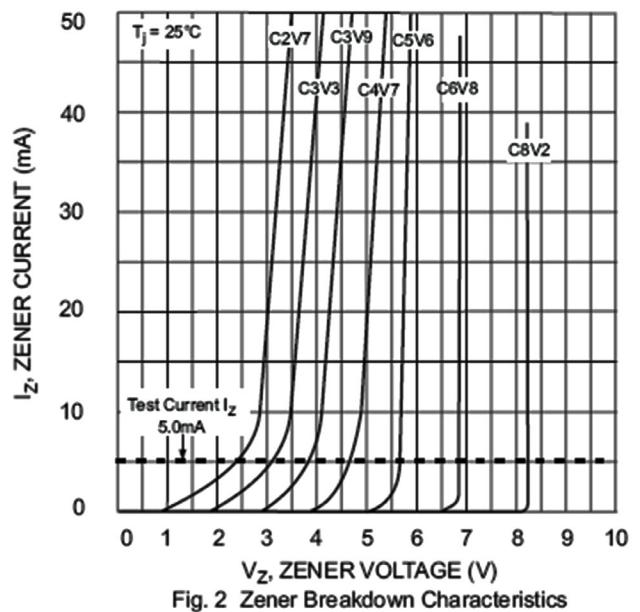
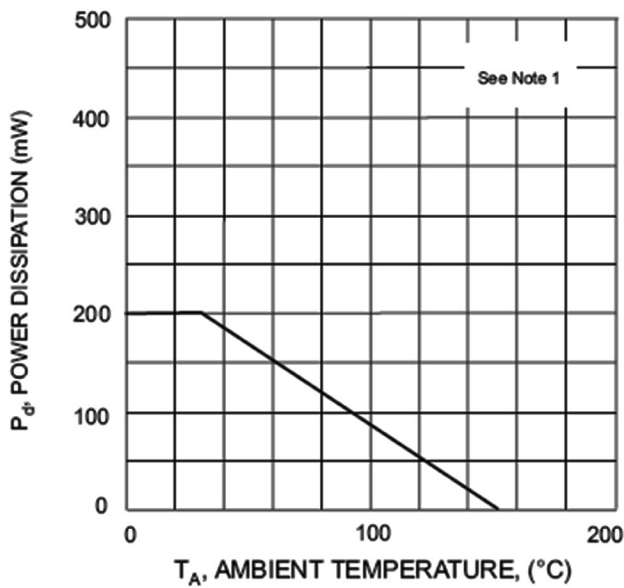
# Surface Mount Zener Diode

## Electrical Characteristics @ $T_A = 25^\circ\text{C}$ unless otherwise specified

Type Number	Marking Code	Zener Voltage Range				Maximum Zener Impedance			Maximum Reverse Current		Typical Temperature Coefficient @ $I_{ZTC}$ mV/ $^\circ\text{C}$	
		$V_z @ I_{ZT}$			$I_{ZT}$	$Z_{ZT} @ I_{ZT}$	$Z_{ZK} @ I_{ZK}$	$I_{ZK}$	$I_R$	@ $V_R$	Min	Max
		Nom(V)	Min(V)	Max(V)	mA	$\Omega$	mA	$\mu\text{A}$	V			
BZT52C36S	WS	36	34	38	2	90	350	0.5	0.1	25.2	30.4	37.4

**Note** : Valid provided that device terminals are kept at ambient temperature.  
 Tested with pulses, period = 5ms, pulse width = 300 $\mu\text{s}$ .  
 $f = 1\text{kHz}$ .

## Typical Characteristics @ $T_A = 25^\circ\text{C}$ unless otherwise specified



# Surface Mount Zener Diode

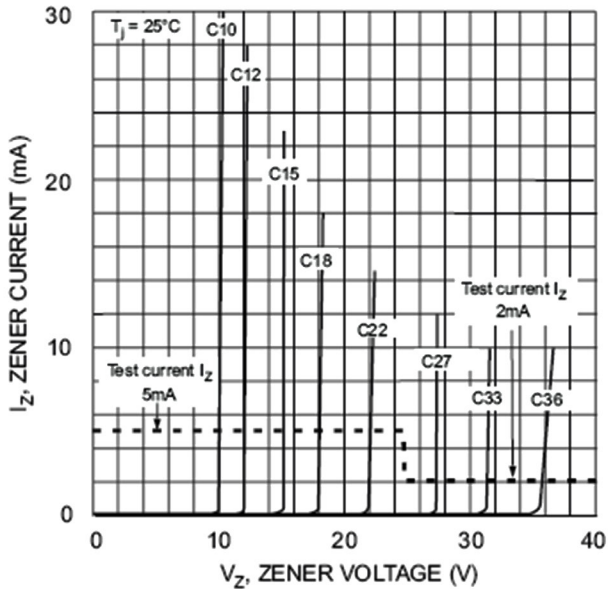


Fig. 3 Zener Breakdown Characteristics

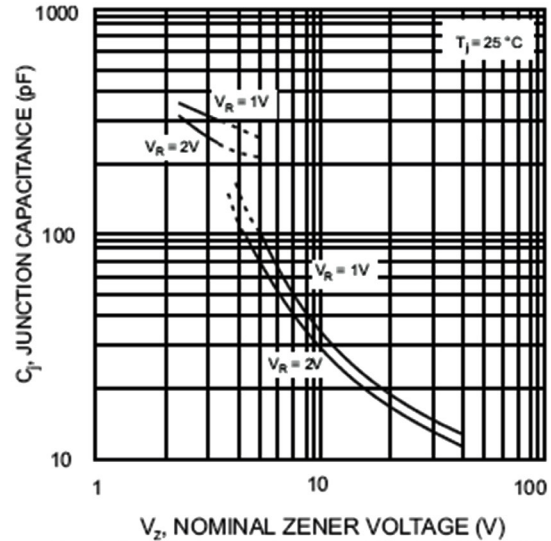
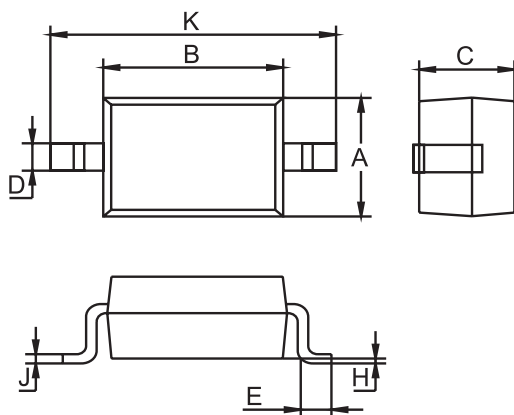


Fig. 4 Junction Capacitance vs Nominal Zener Voltage

## Package Outline

Plastic surface mounted package

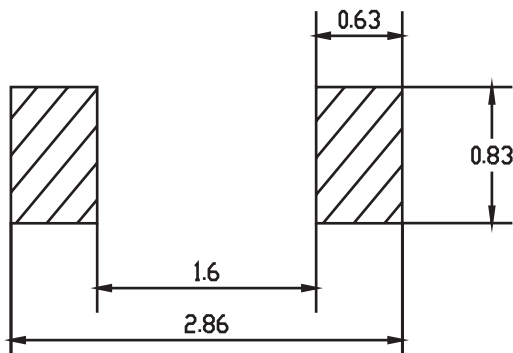


SOD-323		
Dim	Min	Max
A	1.275	1.325
B	1.675	1.725
C	0.9 Typical	
D	0.25	0.35
E	0.27	0.37
H	0.02	0.1
J	0.1 Typical	
K	2.6	2.7
All Dimensions in mm		

# Surface Mount Zener Diode

**multicomp** PRO

## Soldering Footprint



## Package Information

Device	Package	Shipping
BZT52C36S-7-F	SOD-323	3,000/Tape & Reel

## Part Number Table

Description	Part Number
Surface Mount Zener Diode	BZT52C36S-7-F

**Important Notice :** This data sheet and its contents (the "Information") belong to the members of the AVNET group of companies (the "Group") or are licensed to it. No licence is granted for the use of it other than for information purposes in connection with the products to which it relates. No licence of any intellectual property rights is granted. The Information is subject to change without notice and replaces all data sheets previously supplied. The Information supplied is believed to be accurate but the Group assumes no responsibility for its accuracy or completeness, any error in or omission from it or for any use made of it. Users of this data sheet should check for themselves the Information and the suitability of the products for their purpose and not make any assumptions based on information included or omitted. Liability for loss or damage resulting from any reliance on the Information or use of it (including liability resulting from negligence or where the Group was aware of the possibility of such loss or damage arising) is excluded. This will not operate to limit or restrict the Group's liability for death or personal injury resulting from its negligence. Multicomp Pro is the registered trademark of Premier Farnell Limited 2019.

Newark.com/multicomp-pro  
Farnell.com/multicomp-pro  
Element14.com/multicomp-pro

**multicomp** PRO