


Shielded Power Inductors – SLC1175



- Ideal for use in multi-phase VRM/VRD regulators and high current/high frequency DC/DC converters.
- Offers inductance values unavailable in other high current series.

Designer's Kit C467 contains 3 each of select values.

Core material Ferrite

Core and winding loss See www.coilcraft.com/coreloss

Environment RoHS compliant, halogen free

Terminations RoHS compliant matte tin over nickel over copper.

Other terminations available at additional cost.

Weight 2.19 – 2.30 g

Ambient temperature –40°C to +85°C with (40°C rise) Irms current.

Maximum part temperature +125°C (ambient + temp rise). [Derating](#).

Storage temperature Component: –40°C to +125°C.

Tape and reel packaging: –40°C to +80°C

Resistance to soldering heat Max three 40 second reflows at

+260°C, parts cooled to room temperature between cycles

Moisture Sensitivity Level (MSL) 1 (unlimited floor life at <30°C / 85% relative humidity)

Failures in Time (FIT) / Mean Time Between Failures (MTBF)

38 per billion hours / 26,315,789 hours, calculated per Telcordia SR-332

Packaging 150/7" reel, 700/13" reel; Plastic tape: 24 mm wide, 0.4 mm thick, 12 mm pocket spacing, 7.62 mm pocket depth

PCB washing Tested to MIL-STD-202 Method 215 plus an additional aqueous wash. See [Doc787_PCB_Washing.pdf](#).

Part number ¹	Inductance ² ±20% (nH)	DCR ³ ±5% (mOhms)	SRF typ ⁴ (MHz)	Isat (A) ⁵			Irms (A) ⁶	
				10% drop	20% drop	30% drop	20°C rise	40°C rise
SLC1175-700ME_	70	0.24	179	83	100	>100	58	76
SLC1175-121ME_	120	0.24	144	80	84	88	58	76
SLC1175-151ME_	150	0.24	95	64	70	76	58	76
SLC1175-171ME_	170	0.24	73	54	60	63	58	76
SLC1175-201ME_	200	0.24	64	48	53	55	58	76
SLC1175-231ME_	230	0.24	61	41	46	49	58	76
SLC1175-271ME_	270	0.24	52	32	37	40	58	76
SLC1175-301ME_	300	0.24	48	27	31	34	58	76

1. When ordering, please specify **packaging** code:

SLC1175-301MEC

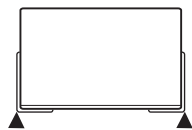
Packaging: C = 7" machine-ready reel. EIA-481 embossed plastic tape (150 per full reel). Quantities less than full reel available: in tape (not machine ready) or with leader and trailer (\$25 charge).

B = In an effort to simplify our part numbering system, Coilcraft is eliminating the need for multiple packaging codes. When ordering, simply change the last letter of your part number from B to C.

D = 13" machine-ready reel. EIA-481 embossed plastic tape. Factory order only, not stocked (700 per full reel).

2. Inductance tested at 100 kHz, 0.1 Vrms using an Agilent/HP 4284.

3. DCR is measured between the two points indicated below.



▲ Points used for measuring DCR

4. SRF measured using an Agilent/HP 8753ES network analyzer or equivalent.

5. DC current at 25°C that causes the specified inductance drop from its value without current. [Click for temperature derating information](#).

6. Current that causes the specified temperature rise from 25°C ambient. This information is for reference only and does not represent absolute maximum ratings. [Click for temperature derating information](#).

7. Electrical specifications at 25°C.

Refer to Doc 362 "Soldering Surface Mount Components" before soldering.

Irms Testing

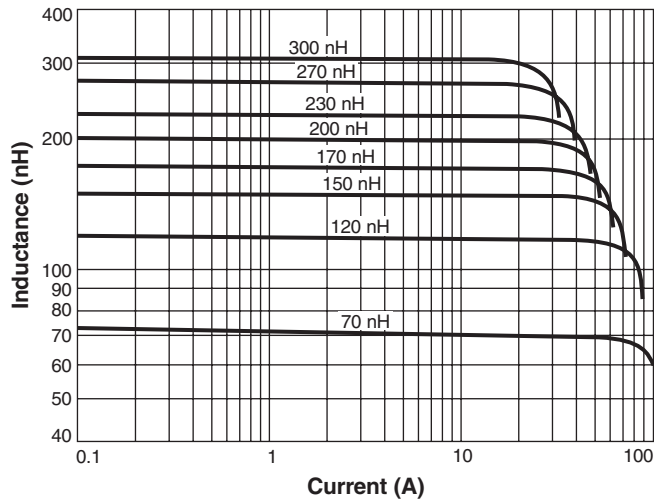
Irms testing was performed on 0.75 inch wide × 0.25 inch thick copper traces in still air.

Temperature rise is highly dependent on many factors including pcb land pattern, trace size, and proximity to other components. Therefore temperature rise should be verified in application conditions.

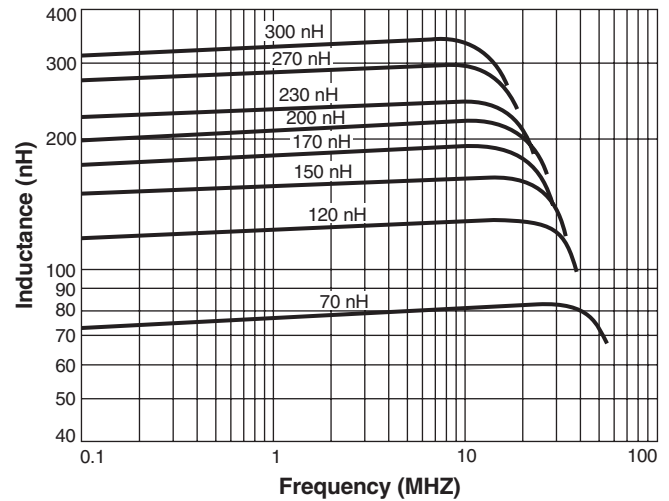


Shielded Power Inductors – SLC1175 Series

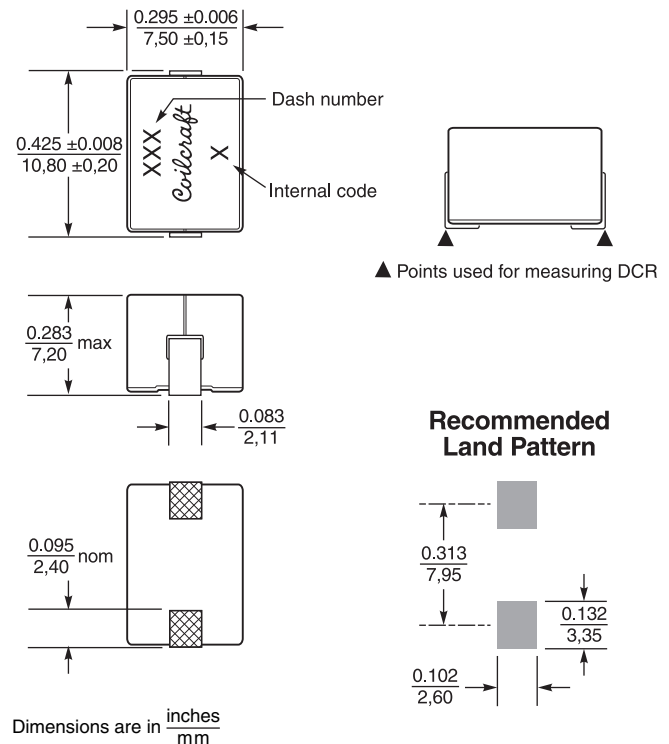
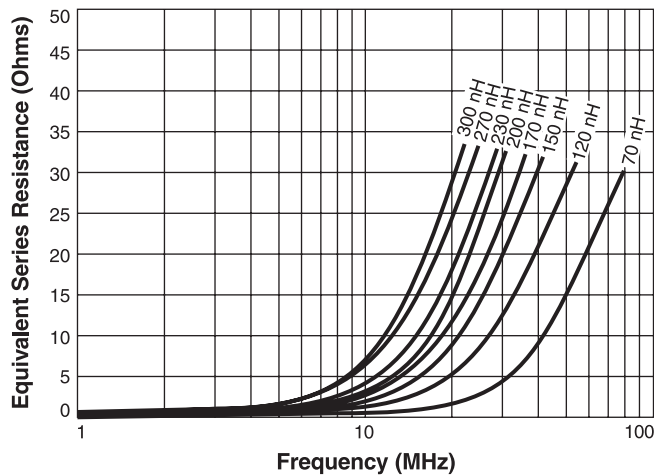
L vs Current



L vs Frequency



ESR vs Frequency



US +1-847-639-6400 sales@coilcraft.com
UK +44-1236-730595 sales@coilcraft-europe.com
Taiwan +886-2-2264 3646 sales@coilcraft.com.tw
China +86-21-6218 8074 sales@coilcraft.com.cn
Singapore + 65-6484 8412 sales@coilcraft.com.sg

Document 838-2 Revised 03/03/20
 © Coilcraft Inc. 2020
 This product may not be used in medical or high risk applications without prior Coilcraft approval. Specification subject to change without notice. Please check web site for latest information.