

# SPECIFICATION FOR APPROVAL

## 承 認 書

Description : **Piezo Audio Indicator**

Kingstate Part No. : **KPEG960**

Customer's Model No. : \_\_\_\_\_

Specification No. : **PKD-7393**

Number Of The Edition : **1.1**

### CUSTOMER'S APPROVED SIGNATURE

CUSTOMER'S APPROVED SIGNATURE		

**志豐電子股份有限公司 KINGSTATE ELECTRONICS CORP.**



Address: 10F, No. 69-11, Sec. 2, Chung Cheng E. Rd., Tamshui County, Taipei Hsien, Taiwan, R.O.C.

International sales dept.: TEL:886-2-2809-5651 FAX:886-2-2809-7151

Domestic sales dept.: TEL:886-2-2809-0668 FAX:886-2-28096748

<http://www.kingstate.com.tw>

Approved by	Checked by	Issued by
周紀山 9/10/05	周紀山 9/8/05	TIAN 7/14/05

## A. SCOPE 範疇

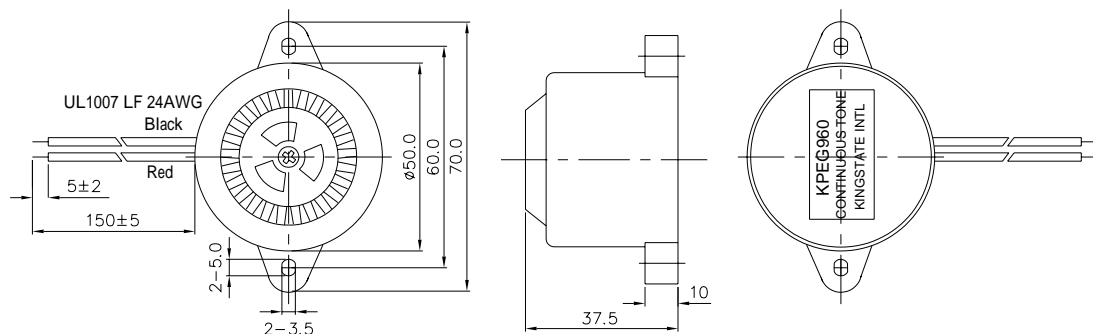
This specification applies piezo audio indicator, **KPEG960**

此規格書適用於壓電式蜂鳴器, **KPEG960**

## B. SPECIFICATION 規格

No.	Item	Unit	Specification	Condition
1	Operating Frequency 操作頻率	KHz	2.5 ± 0.5	
2	Operating Volt. range 操作電壓範圍	VDC	3 ~ 16	
3	Current consumption 消耗電流	mA	MAX 58	at 12VDC
4	Sound pressure level 輸出音壓	dB	MIN 100	at 30 cm/12VDC
5	Rated Voltage 額定電壓	VDC	12	
6	Tone 聲音		Continuous 直音	
7	Operating temp. 操作溫度		-30 ~ + 80	
8	Storage temp. 儲存溫度		-40 ~ + 80	
9	Dimension 尺寸	mm	50.0 x H37.5	See appearance drawing 請參照外觀尺寸圖
10	Weight (MAX) 重量	gram	35.0	
11	Material 材質		ABS UL-94 1/16" HB (BLACK)	
12	Terminal 端子		Wire type	See appearance drawing 請參照外觀尺寸圖
13	Environmental Protection Regulation 環保法規		RoHS	

## C. APPEARANCE DRAWING 外觀尺寸圖

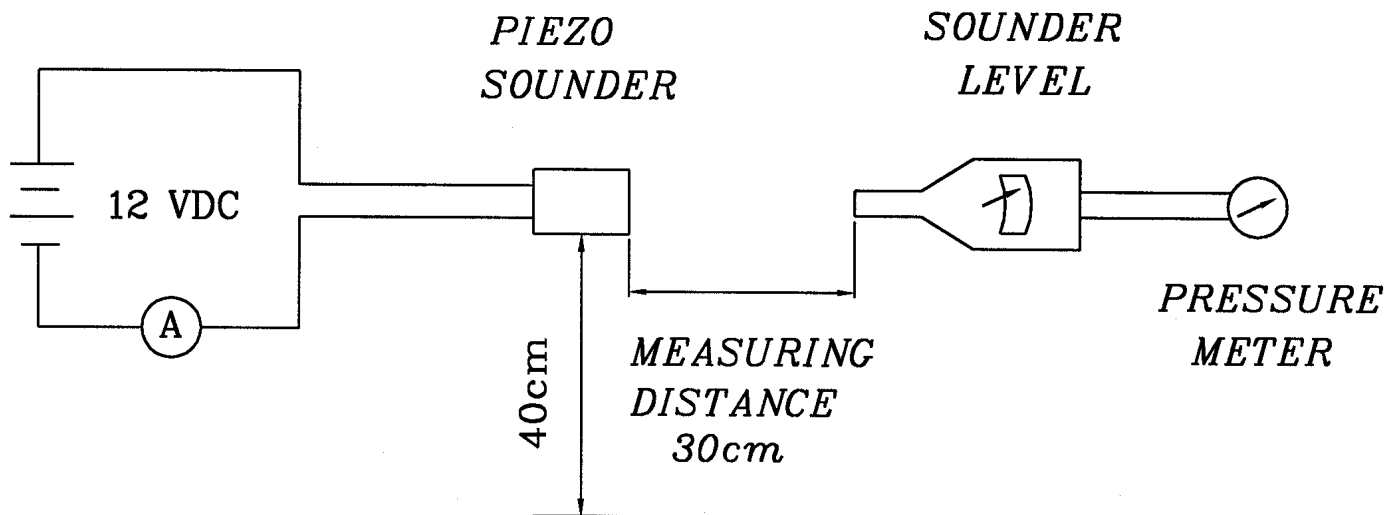


**Tol: ± 0.5**

**Unit: mm**

## D. MEASURING METHOD 測量方法

S.P.L. Measuring Circuit 音壓測試接線圖



Mic : RION S.P.L meter UC30 or equivalent

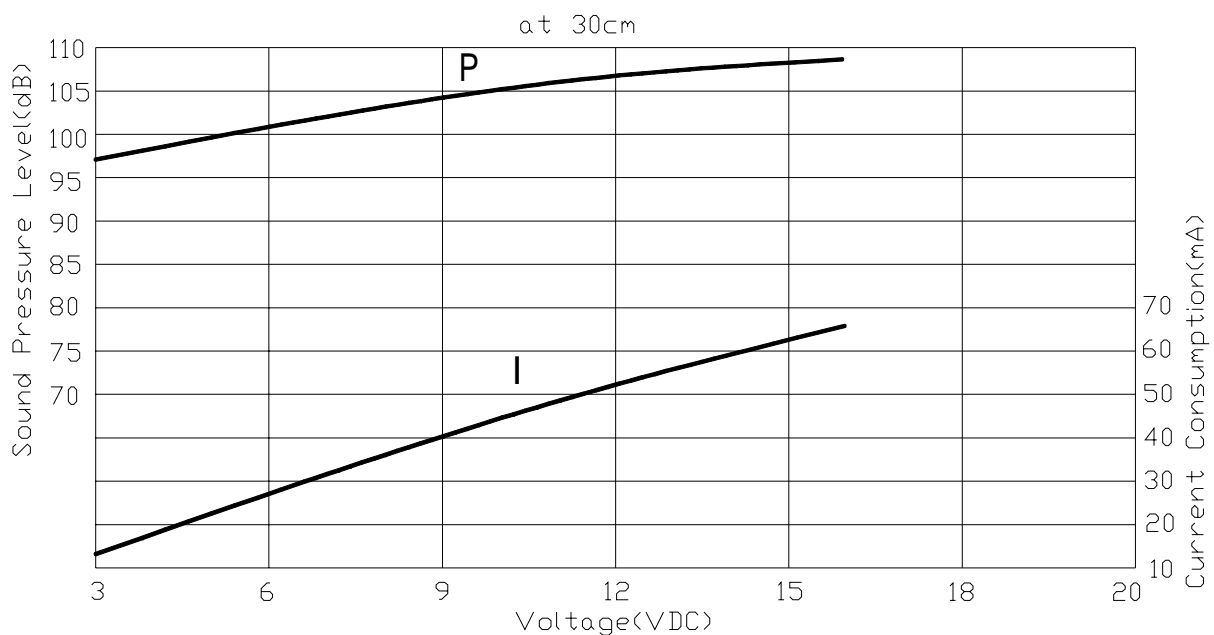
Mic : RION 噪音計 UC30 或同等品

S.G : Hewlett Packard 33120A Function Generator or equivalent

S.G : Hewlett Packard 33120A 函數信號產生器或同等品

## E. VOLTAGE: SOUND PRESSURE LEVEL / VOLTAGE: CURRENT CONSUMPTION

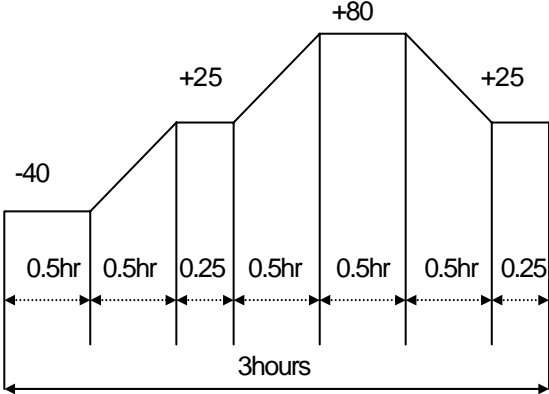
CHARACTERISTICS 電壓與音壓/電壓與耗電流之特性



## F. MECHANICAL CHARACTERISTICS 機械特性

No.	Item	Test Condition	Evaluation standard
1	Solderability 焊錫附著性 (Connector excepted) 端子類不適用此項	Stripped wires of lead wires are immersed in rosin for 5 seconds and then immersed in solder bath of $+270\pm 5$ for $3\pm 0.5$ seconds. 裸線部份浸入松香溶液5秒後,再浸入 $+270\pm 5$ 溶錫槽 $3\pm 0.5$ 秒	90% min. stripped wires shall be wet with solder.(Except the edge of terminal) 浸入裸線部份附著焊錫 90%以上.(末端斷面不算)
2	Lead Wire Pull Strength 線材拉力	The pull force shall be applied to double lead wire : Horizontal 3.0N(0.306kg) for 30 seconds. Vertical 2.0N(0.204kg) for 30 seconds. 雙線材水平方向施以 3.0N(0.306kg)的力量,垂直方向施以 2.0N(0.204kg)的力量,各30秒	No damage and cutting off. 線材不鬆動,不脫落.
3	Vibration 振盪試驗	Buzzer shall be measured after being applied vibration of amplitude of 1.5mm with 10 to 55hz band of vibration frequency to each of 3 per-pendicular directions for 2 hours. 振盪加週波數 10 55HZ 全振幅 1.5mm 於 X.Y.Z 3個方向,各2小時	The value of oscillation frequency/ current consumption should be in $\pm 10\%$ compared with initial ones .The SPL should be in $\pm 10$ dB compared with initial one.
4	Drop test 落下測試	The part only shall be dropped from a height of 75cm onto a 40mm thick wooden board 3 times in 3 axes (X.Y.Z). (a total of 9 times). 單體從 75 公分高處, X.Y.Z.3 個方向,各 3 回,落於 40mm 厚木板上.	諧振頻率與消耗電流變化量須在 $\pm 10\%$ 內. 輸出音壓變化量須在 $\pm 10$ dB 內.

## G. ENVIRONMENT TEST 環境測試

No.	Item	Test Condition	Evaluation standard
1	High temp. test 高溫測試	After being placed in a chamber at $+80$ for 240 hours 置於 $+80$ 環境中 240 小時	Being placed for 4 hours at $+25$ , buzzer shall be measured. The value of oscillation frequency/ current consumption should be in $\pm 10\%$ compared with initial ones .The SPL should be in $\pm 10$ dB compared with initial one. 經測試後,靜置於 $+25$ (室溫) 環境中 4 小時後,諧振頻率與消耗電流變化量須在 $\pm 10\%$ 內. 輸出音壓變化量須在 $\pm 10$ dB 內.
2	Low temp. test 低溫測試	After being placed in a chamber at $-40$ for 240 hours 置於 $-40$ 環境中 240 小時	
3	Humidity test 相對濕度測試	After being placed in a chamber at $+40$ and $90\pm 5\%$ relative humidity for 240 hours 置於 $+40$ , 相對濕度 $90\pm 5\%$ 環境中 240 小時	
4	Temp. cycle test 溫度循環試驗	The part shall be subjected to 5 cycles. One cycle shall be consist of: 單體承受溫度循環測試 5 次,其循環內容如圖示: 	

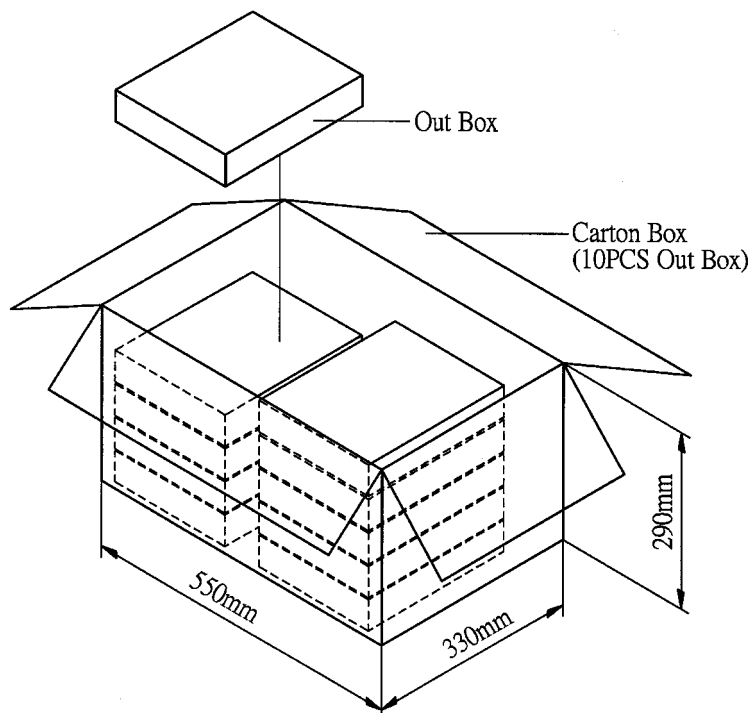
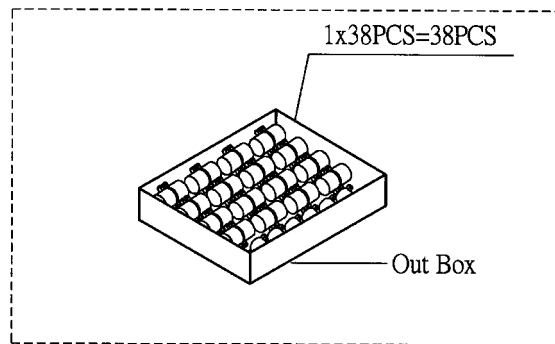
## H. RELIABILITY TEST 信賴性測試

No.	Item	Test condition	Evaluation standard
1	Operating life test 壽命測試	1. Continuous life test 高溫壽命測試(連續) 48 hours continuous operation at +65 with rated voltage applied. 在+65 環境下,以額定電壓連續操作 48 小時。 2. Intermittent life test 室溫壽命測試(間歇) A duty cycle of 1 minute on, 1 minutes off, a minimum of 5,000 times at room temp. (+25±2 ) and rated voltage applied. 在室溫下(+25±2 ), 以額定電壓操作, 通電 1 分鐘斷電 1 分鐘, 測試 5,000 次循環。	Being placed for 4 hours at +25 , buzzer shall be measured. The value of oscillation frequency/ current consumption should be in ±10% compared with initial ones . The SPL should be in ±10dB compared with initial one. 經測試後, 靜置於+25 (室溫) 環境中 4 小時後, 諧振頻率與消耗電流變化量須在±10%內. 輸出音壓變化量須在±10dB 內。

### TEST CONDITION.

Standard Test Condition 一般測試條件	:	a) Temperature : +5 ~ +35	b) Humidity : 45-85%	c) Pressure : 860-1060mbar
Judgement Test Condition 爭議時測試條件	:	a) 溫度 : +5 ~ +35	b) 濕度 : 45-85%	c) 氣壓 : 860-1060mbar
	:	a) Temperature : +25 ± 2	b) Humidity : 60-70%	c) Pressure : 860-1060mbar
	:	a) 溫度 : +25 ± 2	b) 濕度 : 60-70%	c) 氣壓 : 860-1060mbar

## I. PACKING STANDARD 包裝規格



Out Box	310mmx248mmx49mm	1x38PCS=38PCS
Carton Box	550mmx330mmx290mm	38PCSx10=380PCS