



Micro Commercial Components

Micro Commercial Components  
20736 Marilla Street Chatsworth  
CA 91311  
Phone: (818) 701-4933  
Fax: (818) 701-4939

# BAV19W THRU BAV21W

## Features

- Silicon Epitaxial Planar Diodes
- For General Purpose
- This diode is also available in other case.

## Mechanical Data

- Case Material: Molded Plastic. UL Flammability Classification Rating 94V-0
- Marking code: BAV19W=A8  
BAV20W=T2 or A80  
BAV21W=T3 or A82

## Maximum Ratings

Symbol	Rating	Rating	Unit
$V_R$	Continuous Reverse Voltage	BAV19W 100 BAV20W 150 BAV21W 200	V
$V_{RRM}$	Repetitive Peak Reverse Voltage	BAV19W 120 BAV20W 200 BAV21W 250	V
$I_F$	Forward DC Current at $T_{amb}=25^{\circ}C^{(1)}$	250	mA
$I_{F(AV)}$	Rectified Current (Average) Half Wave Rectification with Resist. Load at $T_{amb}=25^{\circ}C^{(1)}$	200	mA
$I_{FRM}$	Repetitive Peak Forward Current at $f>50Hz$ , $T_{amb}=25^{\circ}C^{(1)}$	625	mA
$I_{FSM}$	Surge Forward Current at $t<1s$ , $T_j=25^{\circ}C$	1.0	A
$P_{tot}$	Power Dissipation at $T_{amb}=25^{\circ}C^{(1)}$	410	mW
$R_{JA}$	Thermal Resistance Junction to Ambient Air	375	mW
$T_j$	Junction Temperature	-55 to +150	$^{\circ}C$
$T_{STG}$	Storage Temperature	-55 to +150	$^{\circ}C$

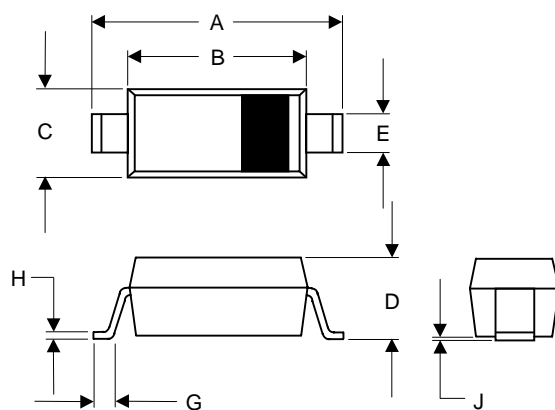
## Electrical Characteristics @ 25°C Unless Otherwise Specified

Symbol	Parameter	Min	Typ	Max	Units
$V_F$	Forward Voltage ( $I_F=100mA$ ) ( $I_F=200mA$ )	---	---	1.00 1.25	V
$I_R$	Leakage Current ( $V_R=100V$ ) ( $V_R=100V$ , $T_j=100^{\circ}C$ ) ( $V_R=150V$ ) ( $V_R=150V$ , $T_j=100^{\circ}C$ ) ( $V_R=200V$ ) ( $V_R=200V$ , $T_j=100^{\circ}C$ )	---	---	100 15 100 15 100 15	nA uA nA uA nA uA
$r_f$	Dynamic Forward Resistance ( $I_F=10mA$ )	---	5.0	---	OHM
$C_{tot}$	Capacitance ( $V_R=0$ , $f=1.0MHz$ )	---	1.5	---	pF
$t_{rr}$	Reverse Recovery Time ( $I_F=30mA$ , $I_R=30mA$ ) ( $I_{rr}=3.0mA$ , $R_f=100OHMS$ )	---	---	50	ns

\*(1) Valid provided that leads are kept at ambient temperature

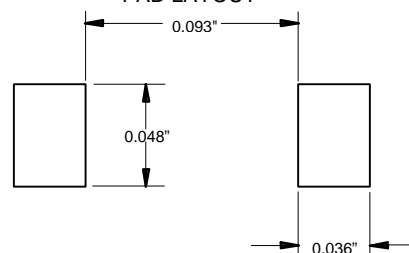
**410mW  
Small Signal  
Diodes  
120 to 250 Volts**

## SOD123



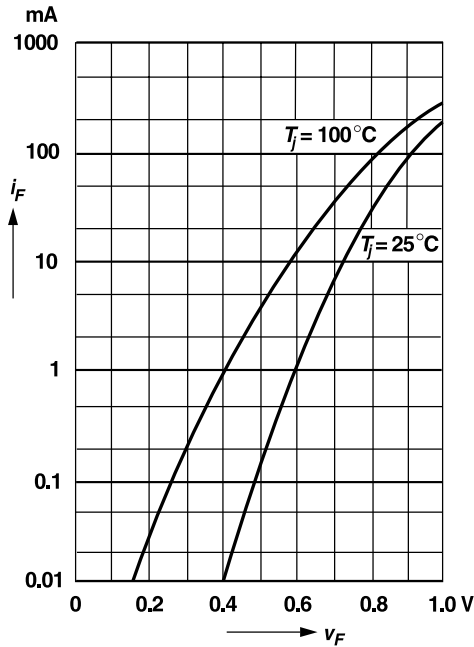
DIM	DIMENSIONS				NOTE
	INCHES		MM		
	MIN	MAX	MIN	MAX	
A	.140	.152	3.55	3.85	
B	.100	.112	2.55	2.85	
C	.055	.071	1.40	1.80	
D	----	.053	----	1.35	
E	.012	.031	0.30	.78	
G	.006	----	0.15	----	
H	----	.01	----	.25	
J	----	.006	----	.15	

### SUGGESTED SOLDER PAD LAYOUT



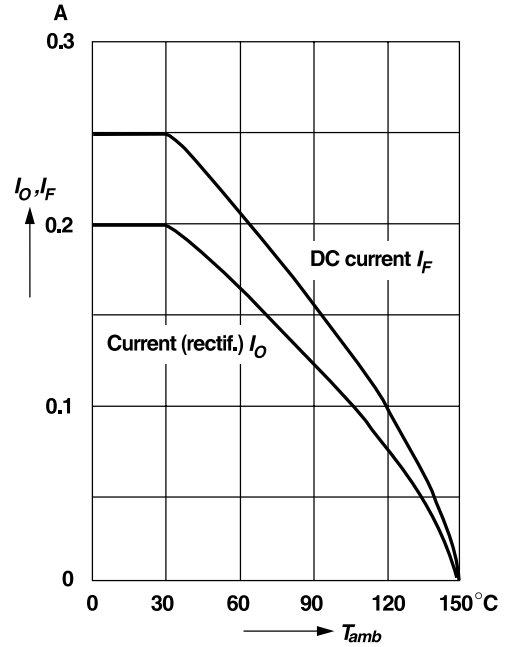
# BAV19W thru BAV21W

**Forward characteristics**



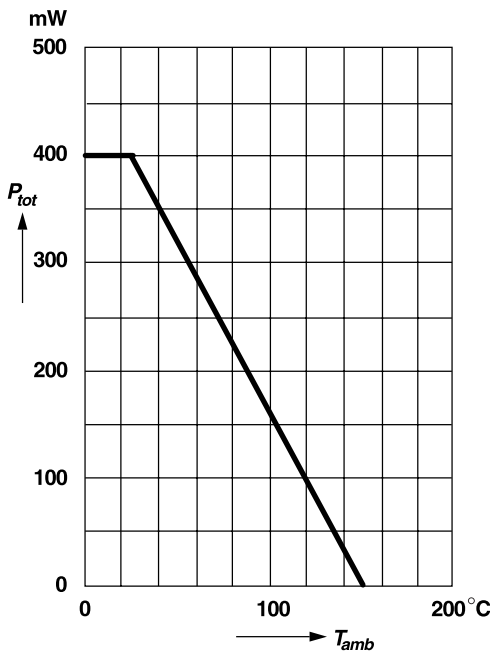
**Admissible forward current versus ambient temperature**

Valid provided that electrodes are kept at ambient temperature

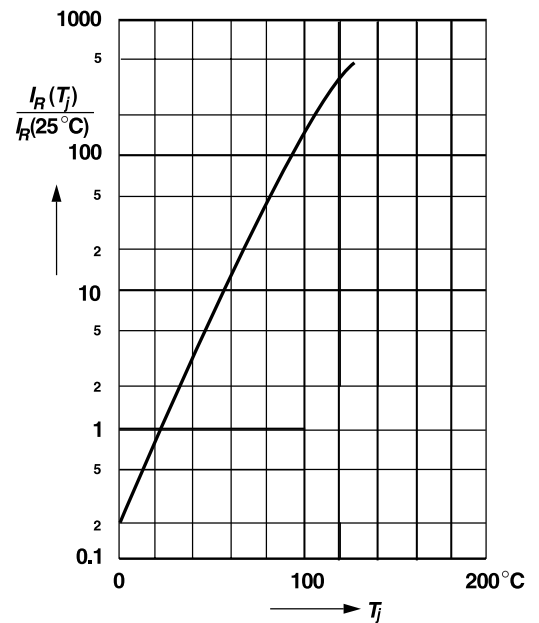


**Admissible power dissipation versus ambient temperature**

Valid provided that electrodes are kept at ambient temperature

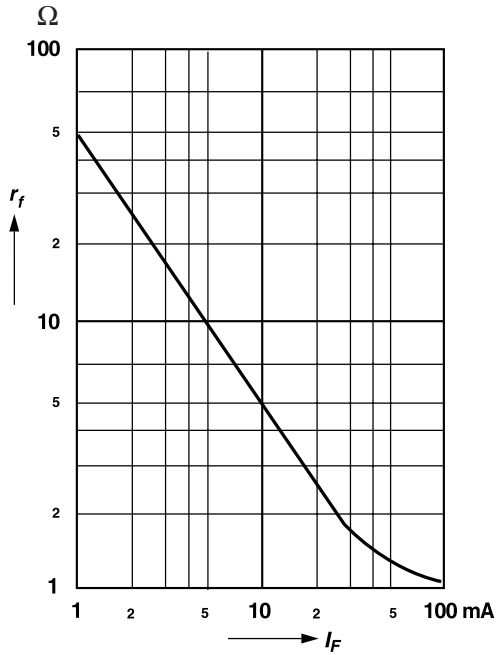


**Leakage current versus junction temperature**

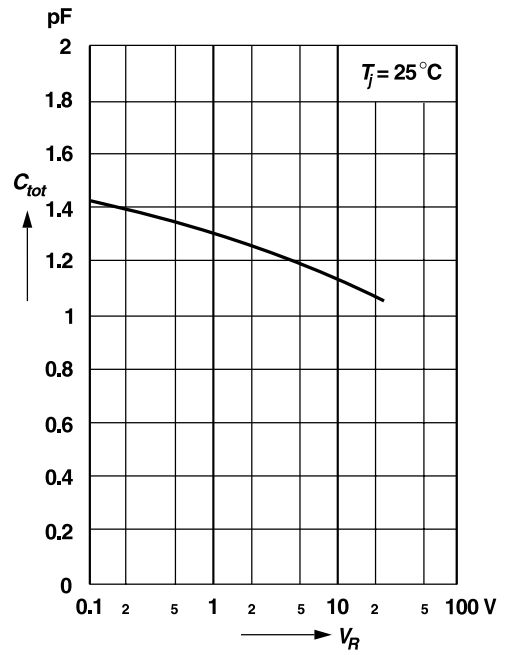


# BAV19W thru BAV21W

Dynamic forward resistance  
versus forward current



Capacitance  
versus reverse voltage





TM

Micro Commercial Components

**\*\*\*IMPORTANT NOTICE\*\*\***

*Micro Commercial Components Corp.* reserves the right to make changes without further notice to any product herein to make corrections, modifications, enhancements, improvements, or other changes. *Micro Commercial Components Corp.* does not assume any liability arising out of the application or use of any product described herein; neither does it convey any license under its patent rights, nor the rights of others. The user of products in such applications shall assume all risks of such use and will agree to hold *Micro Commercial Components Corp.* and all the companies whose products are represented on our website, harmless against all damages.

**\*\*\*APPLICATIONS DISCLAIMER\*\*\***

Products offer by *Micro Commercial Components Corp.* are not intended for use in Medical, Aerospace or Military Applications.