

## WORLD-BEAM<sup>®</sup> Q12

Miniature self-contained photoelectric sensors in universal housing

### Features





Standard Model

Chemical-Resistant Model

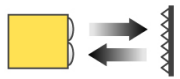
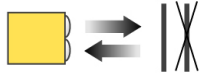


- Bright, visible red (640 nm) light source
- Standard models available with 4-wire 2 m (6.5') or 9 m (30') cable or 3 or 4-wire 150 mm (6") pigtail with Pico-style M8 threaded connector
- Solid-state, bipolar outputs: one current sourcing (PNP) and one current sinking (NPN) standard on 4-wire models
- Single output solid-state PNP or NPN standard on Q3 models
- Light Operate (L.O.) or Dark Operate (D.O.), depending on model
- Models available with PFA chemical-resistant jacket (1200 psi washdown rated) for use in harsh environments (see [Chemical-Resistant Models](#) on page 3).
- Compact 8 mm (0.31") housing mounts almost anywhere
- Crosstalk-avoidance circuitry for multiple-sensor applications
- LED status indicators for Power ON, Output Overload, Signal Received, and Marginal Signal

### Standard Models

Sensing Mode		Model*	Range	Output
Opposed	640 nm Visible Red	Q126E (emitter)	2 m (6.5')	N/A
	Effective Beam: 5.7 mm (0.22") 	Q12AB6R		Bipolar LO
		Q12RB6R		Bipolar DO
		Q12AP6RQ3		1 PNP LO
		Q12RP6RQ3		1 PNP DO
		Q12AN6RQ3		1 NPN LO
		Q12RN6RQ3		1 NPN DO
Polarized Retro	640 nm Visible Red	Q12AB6LP	1 m** (40")	Bipolar LO
		Q12RB6LP		Bipolar DO
		Q12AP6LPQ3		1 PNP LO
		Q12RP6LPQ3		1 PNP DO
		Q12AN6LPQ3		1 NPN LO
		Q12RN6LPQ3		1 NPN DO



Sensing Mode		Model*	Range	Output
Retro	640 nm Visible Red 	Q12AB6LV	1.5 m** (59")	Bipolar LO
		Q12RB6LV		Bipolar DO
		Q12AP6LVQ3		1 PNP LO
		Q12RP6LVQ3		1 PNP DO
		Q12AN6LVQ3		1 NPN LO
		Q12RN6LVQ3		1 NPN DO
Fixed-Field	640 nm Visible Red 	Performance based on use of 90% reflectance white test card.		
		Q12AB6FF15	15 mm (0.6") cutoff; 10 mm (0.4") focus	Bipolar LO
		Q12RB6FF15		Bipolar DO
		Q12AP6FF15Q3		1 PNP LO
		Q12RP6FF15Q3		1 PNP DO
		Q12AN6FF15Q3		1 NPN LO
		Q12RN6FF15Q3		1 NPN DO
		Q12AB6FF30	30 mm (1.2") cutoff; 16 mm (0.63") focus	Bipolar LO
		Q12RB6FF30		Bipolar DO
		Q12AP6FF30Q3		1 PNP LO
		Q12RP6FF30Q3		1 PNP DO
		Q12AN6FF30Q3		1 NPN LO
		Q12RN6FF30Q3		1 NPN DO
		Q12AB6FF50	50 mm (2") cutoff 16 mm (0.63") focus	Bipolar LO
		Q12RB6FF50		Bipolar DO
		Q12AP6FF50Q3		1 PNP LO
		Q12RP6FF50Q3		1 PNP DO
		Q12AN6FF50Q3		1 NPN LO
		Q12RN6FF50Q3		1 NPN DO



\* **Q3 models:** 3-pin Pico-style (M8 threaded) 150 mm (6") pigtail QD. Not available for bipolar models.

Models with no suffix have standard 2 m (6.5') cables.

- For 9 m (30') cable, add suffix "**W/30**" to the model number (e.g., **Q126E W/30**).
- For 4-pin Pico-style (M8 threaded) 150 mm (6") pigtail QD, add suffix **Q** to the model number (e.g. **Q126EQ**).
- For 4-pin Euro-style (M12 threaded) 150 mm (6") pigtail QD, add suffix **Q5** to the model number (e.g. **Q126EQ5**).

\*\*Retroreflective range is specified using one model **BRT-60X40C** retroreflector. Actual sensing range may be more or less than specified, depending upon efficiency and reflective area of the retroreflector(s) used.

## Chemical-Resistant Models

Sensing Mode		Model*	Range	Output
<b>Opposed</b>	640 nm Visible Red	<b>Q126ECR</b>	1.5 m (4.9')	N/A
	Effective Beam: 5.7 mm (0.22") 	<b>Q12AB6RCR</b>		Bipolar LO
		<b>Q12RB6RCR</b>		Bipolar DO
Performance based on use of 90% reflectance white test card.				
<b>Fixed-Field</b>	640 nm Visible Red 	<b>Q12AB6FF15CR</b>	13 mm (0.5") cutoff;	Bipolar LO
		<b>Q12RB6FF15CR</b>	8 mm (0.3") focus	Bipolar DO
		<b>Q12AB6FF30CR</b>	28 mm (1.1") cutoff;	Bipolar LO
		<b>Q12RB6FF30CR</b>	14 mm (0.6") focus	Bipolar DO
		<b>Q12AB6FF50CR</b>	48 mm (1.9") cutoff;	Bipolar LO
		<b>Q12RB6FF50CR</b>	14 mm (0.6") focus	Bipolar DO

\*Only standard 2 m (6.5') cables are available for chemical-resistant models.

## Indicator Features





**Figure 1. Features**

- 1. Yellow and Green LEDs
- Green ON steady: power to sensor is ON
- Green flashing: output is overloaded
- Yellow ON steady: received signal
- Yellow flashing: marginal signal

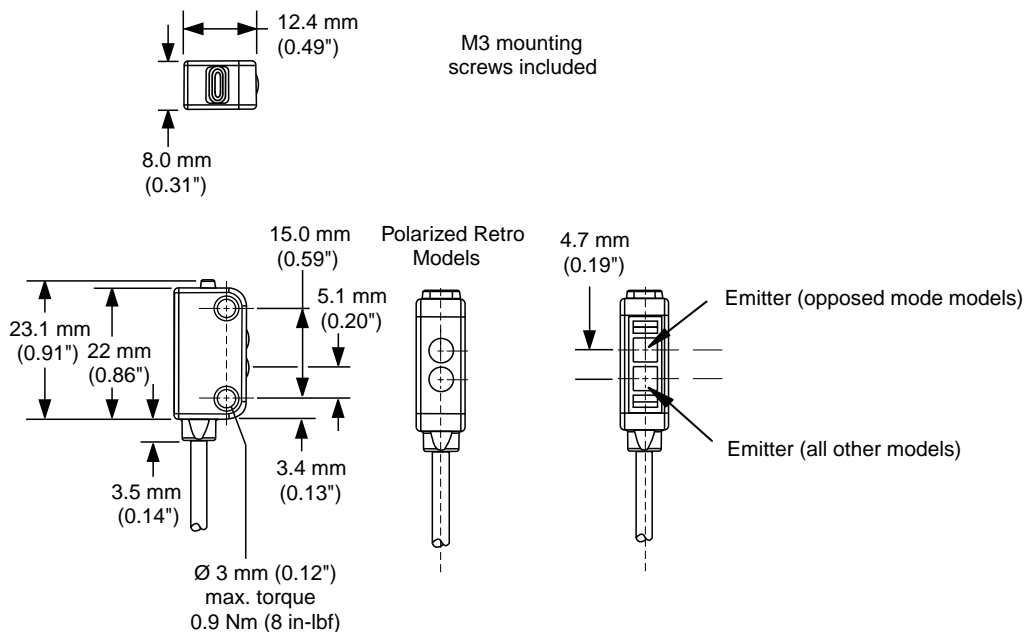
**Chemical-Resistant models:** LEDs are visible through translucent PFA jacket. Rated to 1200 psi washdown.

## Specifications

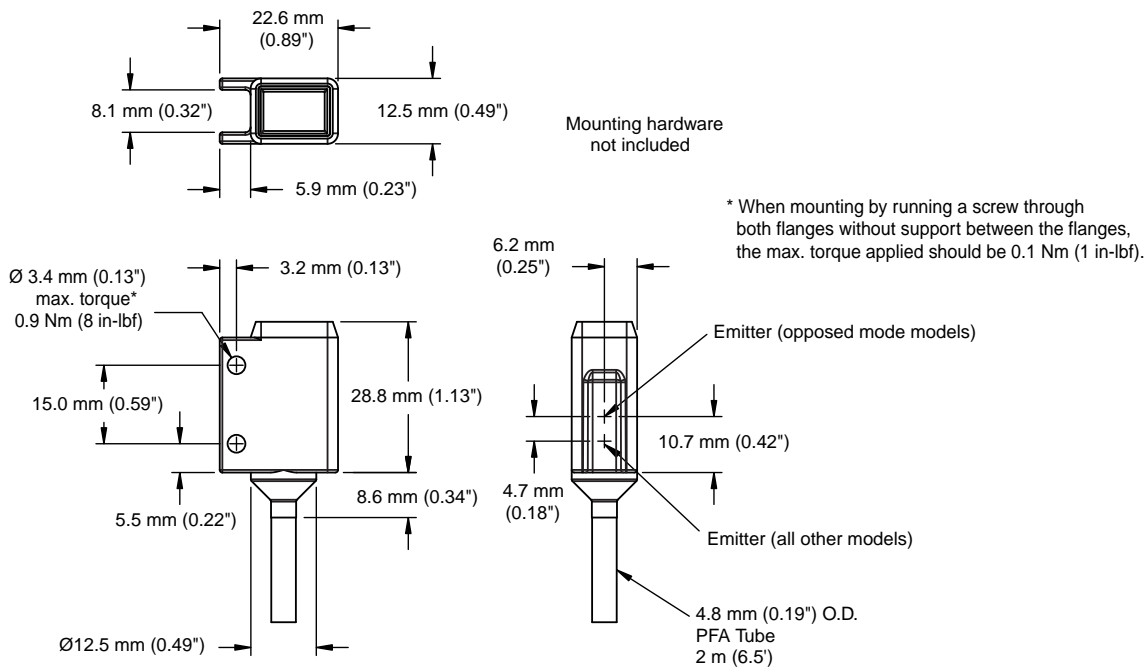
Feature	Description
<b>Sensing Beam</b>	640 nm visible red
<b>Supply Voltage and Current</b>	10 to 30V dc (10% max. ripple) @ 20 mA max current
<b>Supply Protection Circuitry</b>	Protected against reverse polarity and transient voltages
<b>Output Configuration</b>	Bipolar (1 NPN and 1 PNP) solid-state output or Single output (PNP or NPN), LO or DO, depending on model
<b>Output Ratings</b>	50 mA total across all output(s) with overload and short circuit protection
	<b>OFF-state leakage current:</b> <b>NPN:</b> 200 $\mu$ A <b>PNP:</b> 10 $\mu$ A
	<b>ON-state saturation voltage:</b> <b>NPN:</b> 1.25V @ 50 mA <b>PNP:</b> 1.45V @ 50 mA
<b>Output Protection Circuitry</b>	Protected against false pulse on power-up, short-circuit protected
<b>Output Response Time</b>	<b>Opposed Mode:</b> 1.3 ms ON; 900 $\mu$ s OFF
	<b>All Other Modes:</b> 700 $\mu$ s ON/OFF
	NOTE: 120 ms delay on power-up; outputs do not conduct during this time.
<b>Repeatability</b>	175 microseconds
<b>Switching Frequency</b>	<b>Opposed Mode:</b> 385 Hz
	<b>All Other Modes:</b> 715 Hz
<b>Indicators</b>	One Yellow and one Green LED (see Figure 1)
<b>Construction</b>	<b>Polarized Retro Models:</b> Thermoplastic elastomer housing with glass lens
	<b>All Other Standard Models:</b> Thermoplastic elastomer housing with polycarbonate lens
	<b>Chemical-Resistant Models:</b> Housing encased in PFA jacket; cable encased in 3/16" O.D. PFA tubing
<b>Environmental Rating</b>	<b>Standard Models:</b> IEC IP67
	<b>Chemical-Resistant Models:</b> IEC IP67 (NEMA6) and PW12 1200 psi washdown per NEMA ICS5, Annex F-2002
<b>Connections</b>	<b>Standard Models:</b> 2 m (6.5') or 9 m (30') attached PVC cable, or 150 mm (6") pigtail with M8 or M12 threaded connection
	<b>Chemical-Resistant Models:</b> 2 m (6.5') cable encased in 3/16" O.D. PFA tubing
<b>Operating Conditions</b>	<b>Operating temperature:</b> -20° to +55° C (-4° to +131° F)
	<b>Storage temperature:</b> -30° to +75° C (-22° to +167° F)
	<b>Relative humidity:</b> 95% max @ +50° C (+122° F) non-condensing
<b>Certifications</b>	 

# Dimensions

## Standard Models



## Chemical-Resistant Models



## Performance Curves - Opposed Mode

	Excess Gain	Beam Pattern
<b>Opposed</b>		

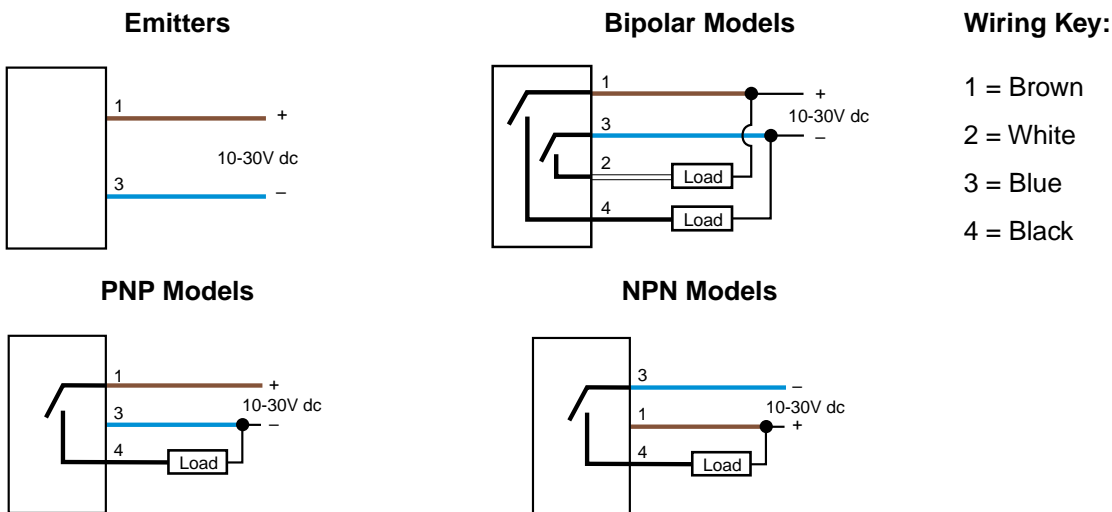
## Performance Curves - Retro Mode

	Excess Gain	Beam Pattern
	Performance based on use of a model <b>BRT-60X40C</b> retroreflector.	
<b>Polarized Retro</b>		
<b>Retro</b>		

## Performance Curves - Fixed-Field

Excess Gain	
Performance based on use of 90% reflectance white test card.*	
<b>Fixed-Field – 15 mm</b>	<div style="display: flex; justify-content: space-between;"> <div style="width: 45%;"> </div> <div style="width: 50%;"> <p><b>Standard Models:</b></p> <ul style="list-style-type: none"> <li>• Ø 0.4 mm spot size @ 10 mm focus</li> <li>• Ø 1.5 mm spot size @ 15 mm cutoff</li> </ul> <p><b>Chemical-Resistant Models:</b></p> <ul style="list-style-type: none"> <li>• Ø 0.4 mm spot size @ 8 mm focus</li> <li>• Ø 1.5 mm spot size @ 13 mm cutoff</li> </ul> <p>* <b>Using 18% gray test card:</b> cutoff distance will be 95% of value shown.</p> <p>* <b>Using 6% black test card:</b> cutoff distance will be 90% of value shown.</p> </div> </div>
<b>Fixed-Field – 30 mm</b>	<div style="display: flex; justify-content: space-between;"> <div style="width: 45%;"> </div> <div style="width: 50%;"> <p><b>Standard Models:</b></p> <ul style="list-style-type: none"> <li>• Ø 0.5 mm spot size @ 16 mm focus</li> <li>• Ø 3.0 mm spot size @ 30 mm cutoff</li> </ul> <p><b>Chemical-Resistant Models:</b></p> <ul style="list-style-type: none"> <li>• Ø 0.5 mm spot size @ 14 mm focus</li> <li>• Ø 3.0 mm spot size @ 28 mm cutoff</li> </ul> <p>* <b>Using 18% gray test card:</b> cutoff distance will be 90% of value shown.</p> <p>* <b>Using 6% black test card:</b> cutoff distance will be 80% of value shown.</p> </div> </div>
<b>Fixed-Field – 50 mm</b>	<div style="display: flex; justify-content: space-between;"> <div style="width: 45%;"> </div> <div style="width: 50%;"> <p><b>Standard Models:</b></p> <ul style="list-style-type: none"> <li>• Ø 0.5 mm spot size @ 16 mm focus</li> <li>• Ø 6.5 mm spot size @ 50 mm cutoff</li> </ul> <p>* <b>Using 18% gray test card:</b> cutoff distance will be 80% of value shown.</p> <p>* <b>Using 6% black test card:</b> cutoff distance will be 60% of value shown.</p> <p><b>Chemical-Resistant Models:</b></p> <ul style="list-style-type: none"> <li>• Ø 0.5 mm spot size @ 14 mm focus</li> <li>• Ø 6.5 mm spot size @ 48 mm cutoff</li> </ul> <p>* <b>Using 18% gray test card:</b> cutoff distance will be 70% of value shown.</p> <p>* <b>Using 6% black test card:</b> cutoff distance will be 50% of value shown.</p> </div> </div>
Focus and spot sizes are typical.	
<p>Legend:      ————— Standard models      - - - - - Chemical-Resistant models</p>	

# Hookups



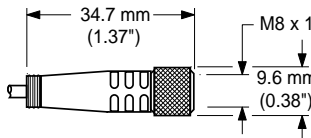
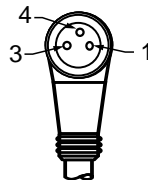
Cabled hookups only are shown. Hookups for QD models are functionally identical. (Emitters have no connection to black and white.)

NOTE: Please observe proper ESD precautions (grounding) when connecting QD models.



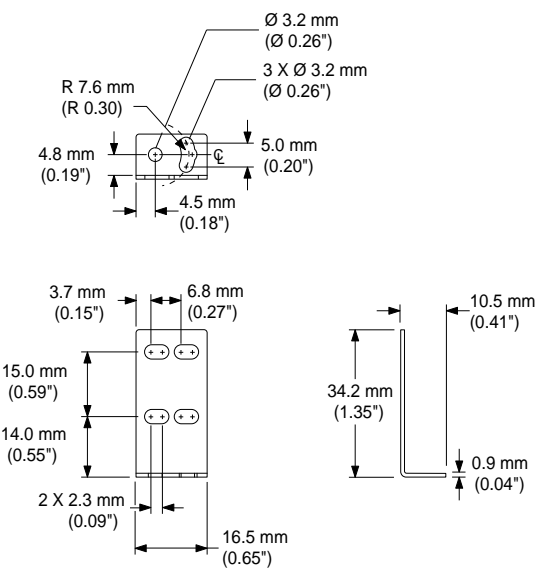
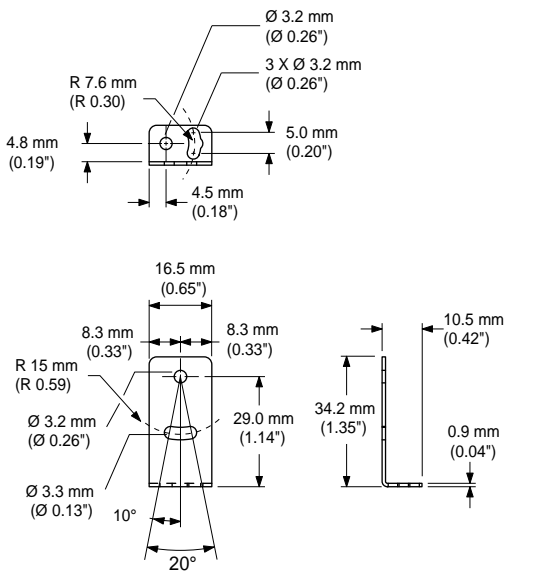
# Quick-Disconnect (QD) Cordsets

Style	Model	Length	Dimensions	Pinout
4-pin Pico-style straight with M8 threads	<b>PKG4M-2</b>	2 m (6.5')		Female
	<b>PKG4M-9</b>	9 m (30')		
				<p>Wiring Key:</p> <p>1 = Brown 2 = White 3 = Blue 4 = Black</p>

## Quick-Disconnect (QD) Cordsets

Style	Model	Length	Dimensions	Pinout
3-pin Pico-style straight with M8 threads	<b>PKG3M-2</b> <b>PKG3M-9</b>	2 m (6.5') 9 m (30')		Female
				
				Wiring Key: 1 = Brown 3 = Blue 4 = Black





## Mounting Brackets

SMBQ12T		SMBQ12A	
<ul style="list-style-type: none"> <li>• Right-angle bracket for use with standard Q12 models</li> <li>• 300 series stainless steel, 20 gauge</li> </ul>		<ul style="list-style-type: none"> <li>• Adjustable right-angle bracket for use with standard Q12 models</li> <li>• 300 series stainless steel, 20 gauge</li> </ul>	
			

## Apertures

Opposed-mode Q12 sensors (standard models only) may be fitted with apertures to narrow or shape the sensor's effective beam to more closely match the size or profile of the objects being sensed. A common example is the use of "line" (or "slot") type apertures to sense thread.

NOTE: The use of apertures will reduce the sensing range (see table below).

Model	Description		Reduced Sensor Range (Two Apertures Used)
APQ12-5		0.5 mm (0.02") diameter – 10 each	60 mm (2.4")
APQ12-1		1 mm (0.04") diameter – 10 each	190 mm (7.5")
APQ12-1.5		1.5 mm (0.06") diameter – 10 each	400 mm (15.7")
APQ12-2		2 mm (0.08") diameter – 10 each	725 mm (28.5")
APQ12-5H		0.5 mm (0.02") – 10 each	350 mm (13.8")
APQ12-1H		1 mm (0.04") – 10 each	725 mm (28.5")
APQ12-5V		0.5 mm (0.02") – 10 each	450 mm (17.7")
APQ12-1V		1 mm (0.04") – 10 each	900 mm (35.4")
APQ12-4S		4 mm (0.16") square – 10 each	2000 mm (78.7")
APKQ12	Kit containing two of each aperture above – 18 total		—



### WARNING . . . Not To Be Used for Personnel Protection

**Never use this product as a sensing device for personnel protection. Doing so could lead to serious injury or death**

This product does NOT include the self-checking redundant circuitry necessary to allow its use in personnel safety applications. A sensor failure or malfunction can cause either an energized or deenergized sensor output condition. Consult your Banner Safety Products catalog for safety products that meet OSHA, ANSI and IEC standards for personnel protection.