




Relays, Contactors & Switches > Relays > Power Relays



Power Relay Type: **Standard**

Coil Magnetic System: **Monostable, DC**

Coil Power Rating Class: **200 – 300 mW**

Coil Power Rating DC: **250 mW**

Coil Resistance: **100 Ω**

Features

Product Type Features

Power Relay Type	Standard
------------------	----------

Electrical Characteristics

Insulation Initial Dielectric Between Coil & Contact Class	3500 – 4000 V
Insulation Initial Dielectric Between Open Contacts	750 Vrms
Contact Limiting Making Current	5 A
Contact Limiting Short-Time Current	5 A
Insulation Creepage Class	5.5 – 8 mm
Contact Limiting Continuous Current	5 A
Insulation Initial Dielectric Between Contacts & Coil	4000 Vrms
Insulation Creepage Between Contact & Coil	7.1 mm[.279 in]
Contact Limiting Breaking Current	5 A
Coil Magnetic System	Monostable, DC
Coil Power Rating Class	200 – 300 mW
Coil Power Rating DC	250 mW
Coil Resistance	100 Ω

Coil Special Features	Sensitive Version, UL Coil Insulation Class B
Coil Voltage Rating	5 VDC
Contact Switching Load (Min)	100mA @ 5V
Contact Switching Voltage (Max)	250 VAC
Contact Voltage Rating	250 VAC

Contact Features

Contact Arrangement	1 Form A (NO)
Contact Current Class	2 – 5 A, 16 A
Contact Current Rating (Max)	5 A
Contact Material	AgSnO ₂
Contact Number of Poles	1
Terminal Type	PCB-THT

Mechanical Attachment

Relay Mounting Type	Printed Circuit Board
---------------------	-----------------------

Dimensions

Length Class (Mechanical)	16 – 20 mm
Insulation Clearance Class	2.5 – 4 mm
Height Class (Mechanical)	14 – 15 mm
Insulation Clearance Between Contact & Coil	7.1 mm[.279 in]
Width Class (Mechanical)	10 – 12 mm
Product Width	10.2 mm[.4 in]
Product Length	18.2 mm[.717 in]
Product Height	14.7 mm[.579 in]

Usage Conditions

Environmental Ambient Temperature Class	50 – 70 °C
	185 °F
Environmental Category of Protection	RTII

Packaging Features

Packaging Method	Box & Tray, Tray
------------------	------------------

Product Compliance


[For compliance documentation, visit the product page on TE.com>](#)

EU RoHS Directive 2011/65/EU	Compliant
EU ELV Directive 2000/53/EC	Compliant
China RoHS 2 Directive MIIT Order No 32, 2016	No Restricted Materials Above Threshold
EU REACH Regulation (EC) No. 1907/2006	Current ECHA Candidate List: JUL 2019 (201) Candidate List Declared Against: JAN 2019 (197) Does not contain REACH SVHC
EU REACH Regulation (EC) No. 1907/2006	Current ECHA Candidate List: JUL 2019 (201) Candidate List Declared Against: JAN 2019 (197)
Halogen Content	Not Low Halogen - contains Br or Cl > 900 ppm.
Solder Process Capability	Wave solder capable to 265°C

Product Compliance Disclaimer

This information is provided based on reasonable inquiry of our suppliers and represents our current actual knowledge based on the information they provided. This information is subject to change. The part numbers that TE has identified as EU RoHS compliant have a maximum concentration of 0.1% by weight in homogenous materials for lead, hexavalent chromium, mercury, PBB, PBDE, DBP, BBP, DEHP, DIBP, and 0.01% for cadmium, or qualify for an exemption to these limits as defined in the Annexes of Directive 2011/65/EU (RoHS2). Finished electrical and electronic equipment products will be CE marked as required by Directive 2011/65/EU. Components may not be CE marked. Additionally, the part numbers that TE has identified as EU ELV compliant have a maximum concentration of 0.1% by weight in homogenous materials for lead, hexavalent chromium, and mercury, and 0.01% for cadmium, or qualify for an exemption to these limits as defined in the Annexes of Directive 2000/53/EC (ELV). Regarding the REACH Regulations, TE's information on SVHC in articles for this part number is still based on the European Chemical Agency (ECHA) 'Guidance on requirements for substances in articles' (Version: 2, April 2011), applying the 0.1% weight on weight concentration threshold at the finished product level. TE is aware of the European Court of Justice ruling of September 10th, 2015 also known as O5A (Once An Article Always An Article) stating that, in case of 'complex object', the threshold for a SVHC must be applied to both the product as a whole and simultaneously to each of the articles forming part of its composition. TE has evaluated this ruling based on the new ECHA "Guidance on requirements for substances in articles" (June 2017, version 4.0) and will be updating its statements accordingly.

Also in the Series | [OEG Miniature PCB Relay OJT](#)



Power Relays(14)

Customers Also Bought



TE Model / Part #3-84984-0
1mm FFC DIP V ASSY 30P
TUBE




TE Model / Part #1461404-6
OJ-SH-112LM,000



TE Model / Part #1-1735446-2
2MM PITCH HPI POST
HEADER, VERTICAL, 12P



TE Model / Part #5-1419124-6
OSA-SS-212DM3,000



TE Model / Part #1461477-4
PCF-112D1M-2,000



TE Model / Part #5-1625876-7
CBT 1/2 5% 47K



TE Model / Part #3-1879496-7
CRGH0805 5% 390K 0.33W



TE Model / Part #6-1879377-4
CRGH0805 5% 390R 0.33W



TE Model / Part #1622730-1
LR2 1% 30K



TE Model / Part #6-1879026-4
YR1 0.1% 34R

Documents

Product Drawings

[OJT-SS-105LM,000](#)

English

CAD Files

[3D PDF](#)

3D

Customer View Model

[ENG_CVM_CVM_1461492-2_D4.2d_dxf.zip](#)

English

Customer View Model

[ENG_CVM_CVM_1461492-2_D4.3d_igs.zip](#)

English

Customer View Model

[ENG_CVM_CVM_1461492-2_D4.3d_stp.zip](#)

English

Datasheets & Catalog Pages

[OJT Series Relay Datasheet](#)



English

Product Specifications

Definitions Relays

English

Product Environmental Compliance

Product Compliance

English

Product Compliance

English