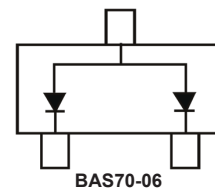
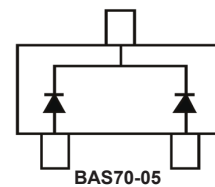
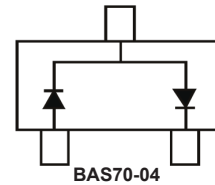
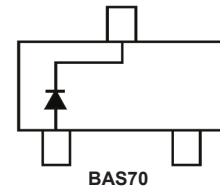


Features:

- Low turn-on voltage
- Fast switching
- Ultra-small surface mount package
- PN Junction guard ring for transient and ESD protection
- Ultra small surface mount package

Applications:

- High speed switching applications
- Circuit protecting
- Voltage clamping



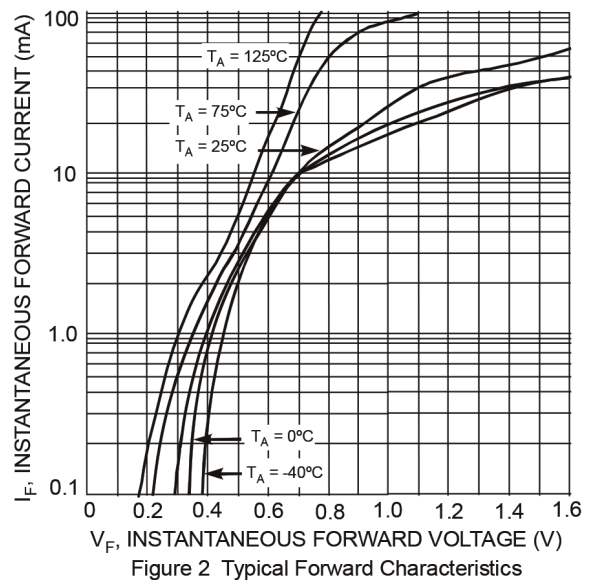
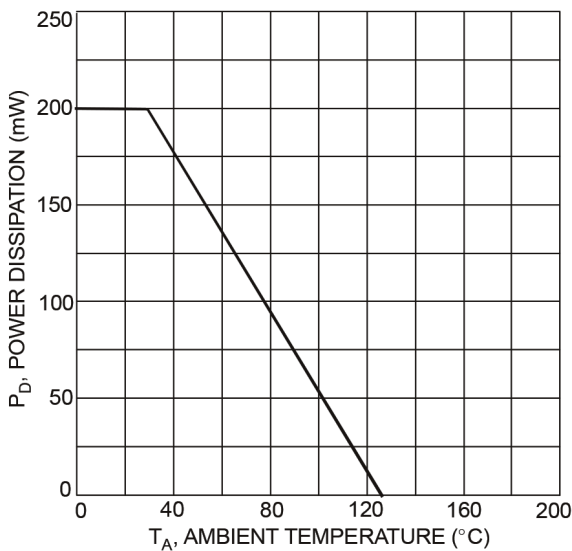
Maximum Rating @ Ta=25°C (unless otherwise specified):

Characteristic	Symbol	Value	Unit
Peak repetitive reverse voltage Working peak reverse voltage DC reverse voltage	V_{RRM} V_{RWM} V_R	70	V
Forward continuous current	I_F	70	mA
Non-repetitive peak forward surge current @ $t_p=1\mu s$	I_{FS}	100	mA
Power dissipation	P_D	200	mW
Thermal resistance, junction to ambient air	R_{thJA}	625	°C/W
Junction temperature	T_J	150	°C
Storage temperature range	T_{STG}	-65 to +150	°C

Electrical Characteristics @ Ta=25°C (unless otherwise specified):

Characteristic	Symbol	Min.	Max.	Unit	Test Condition
Reverse breakdown voltage	$V_{(BR)R}$	70	-	V	$I_R = 10A$
Forward voltage	V_F	-	410 1,000	mV	$t_p < 300\mu s, I_F = 1mA$ $t_p < 300\mu s, I_F = 15mA$
Reverse leakage current	I_R	-	100	nA	$t_p < 300\mu s, V_R = 50V$
Junction capacitance	C_J	-	2	pF	$V_R = 0V, f = 1MHz$
Reverse recovery time	t_{rr}	-	5	ns	$I_F = I_R = 10mA$ $R_L = 100\Omega$

Typical Characteristics @ Ta=25°C (unless otherwise specified):



Typical Characteristics @ Ta=25°C (unless otherwise specified):

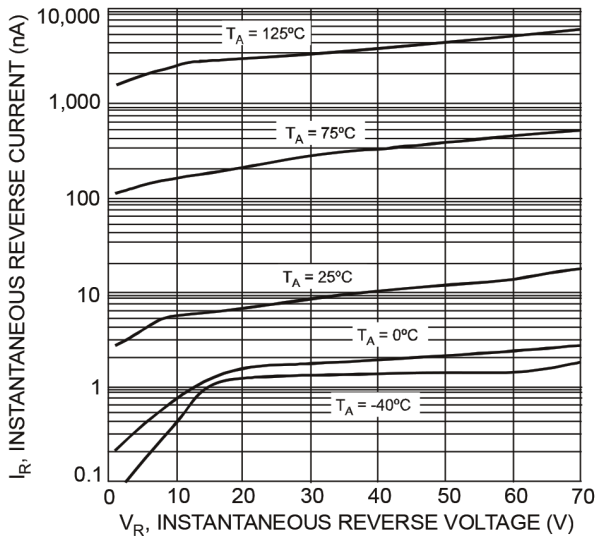


Figure 3 Typical Reverse Characteristics

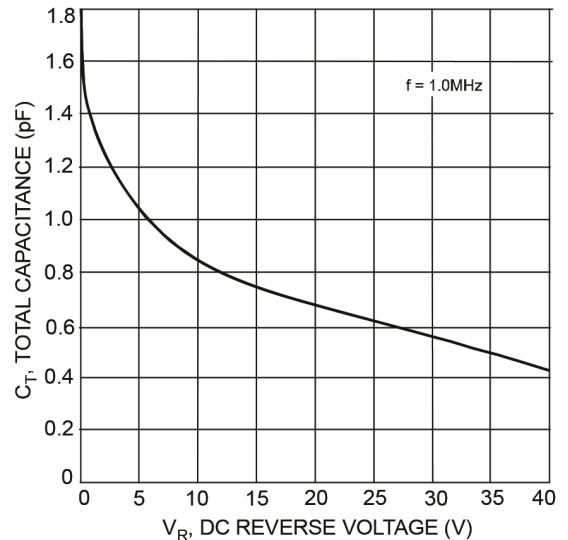
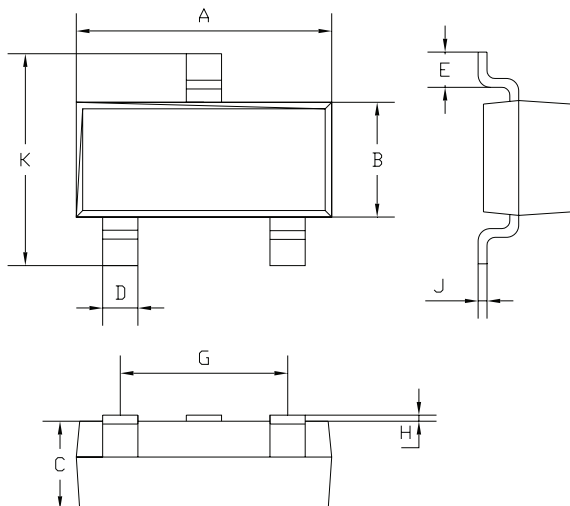


Figure 4 Total Capacitance vs. Reverse Voltage

Package Outline

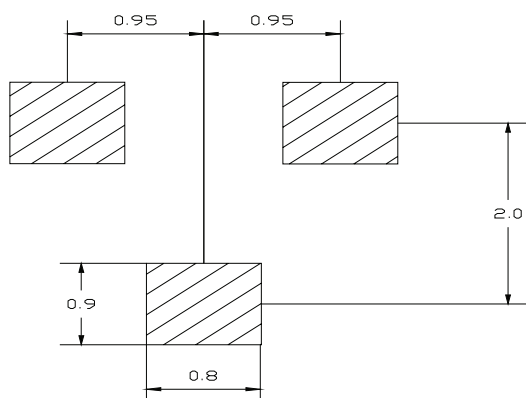
Plastic Surface Mounted Package



SOT-23		
Dim	Min	Max
A	2.85	2.95
B	1.25	1.35
C	1 Typical	
D	0.37	0.43
E	0.35	0.48
G	1.85	1.95
H	0.02	0.1
J	0.1 Typical	
K	2.35	2.45

Dimensions : Millimetres

Soldering Footprint



Dimensions : Millimetres

Part Number Table

Description	Part Number
Diode, Schottky, 70V, SOT23	BAS70
Diode, Dual Schottky, 70V, SOT23	BAS70-04
	BAS70-05
	BAS70-06

Important Notice : This data sheet and its contents (the "Information") belong to the members of the AVNET group of companies (the "Group") or are licensed to it. No licence is granted for the use of it other than for information purposes in connection with the products to which it relates. No licence of any intellectual property rights is granted. The Information is subject to change without notice and replaces all data sheets previously supplied. The Information supplied is believed to be accurate but the Group assumes no responsibility for its accuracy or completeness, any error in or omission from it or for any use made of it. Users of this data sheet should check for themselves the Information and the suitability of the products for their purpose and not make any assumptions based on information included or omitted. Liability for loss or damage resulting from any reliance on the Information or use of it (including liability resulting from negligence or where the Group was aware of the possibility of such loss or damage arising) is excluded. This will not operate to limit or restrict the Group's liability for death or personal injury resulting from its negligence. Multicomp Pro is the registered trademark of Premier Farnell Limited 2019.

Newark.com/multicomp-pro
 Farnell.com/multicomp-pro
 Element14.com/multicomp-pro