

Printed-circuit board connector - PC 5/ 3-G-7,62 - 1720479

Please be informed that the data shown in this PDF Document is generated from our Online Catalog. Please find the complete data in the user's documentation. Our General Terms of Use for Downloads are valid (<http://phoenixcontact.com/download>)



Header, Nominal current: 41 A, Rated voltage (III/2): 630 V, Number of positions: 3, Pitch: 7.62 mm, Color: green, Contact surface: Tin, Mounting: Wave soldering

The figure shows a 5-pos. version of the product

Why buy this product

- PCB-SHIELD shroud for a professional EMC shield connection
- Vibration-resistant connection by means of threaded flange (-GF; also for screw connection in the device)
- Compatible with the Click and Lock system
- CP-PC RD coding profiles as protection against mismatching
- PC 5 headers for use in combination with PC 5 plugs



Key Commercial Data

Packing unit	50 pc
Minimum order quantity	50 pc
GTIN	
Weight per Piece (excluding packing)	5.95 g
Custom tariff number	85366990
Country of origin	Germany

Technical data

Dimensions

Length	29.25 mm
Pitch	7.62 mm
Dimension a	15.24 mm
Constructional height	14.29 mm
Length of the solder pin	5 mm
Pin dimensions	0,8 x 1,0
Pin spacing	7.62 mm

Printed-circuit board connector - PC 5/ 3-G-7,62 - 1720479

Technical data

Dimensions

Hole diameter	1.3 mm
---------------	--------

General

Range of articles	PC 5/...-G
Insulating material group	I
Rated surge voltage (III/3)	6 kV
Rated surge voltage (III/2)	6 kV
Rated surge voltage (II/2)	6 kV
Rated voltage (III/3)	630 V
Rated voltage (III/2)	630 V
Rated voltage (II/2)	1000 V
Connection in acc. with standard	EN-VDE
Nominal current I _N	41 A
Maximum load current	41 A
Insulating material	PA
Flammability rating according to UL 94	V0
Color	green
Number of positions	3

Standards and Regulations

Connection in acc. with standard	EN-VDE
	CUL
Flammability rating according to UL 94	V0

Classifications

eCl@ss

eCl@ss 4.0	272607xx
eCl@ss 4.1	27260701
eCl@ss 5.0	27260701
eCl@ss 5.1	27260701
eCl@ss 6.0	27260704
eCl@ss 7.0	27440402
eCl@ss 8.0	27440402
eCl@ss 9.0	27440402

ETIM

ETIM 3.0	EC001121
ETIM 4.0	EC002637
ETIM 5.0	EC002637

Printed-circuit board connector - PC 5/ 3-G-7,62 - 1720479

Classifications

UNSPSC

UNSPSC 6.01	30211810
UNSPSC 7.0901	39121409
UNSPSC 11	39121409
UNSPSC 12.01	39121409
UNSPSC 13.2	39121409

Approvals

Approvals


Approvals


UL Recognized / cUL Recognized / EAC / cULus Recognized

Ex Approvals

Approvals submitted

Approval details

UL Recognized 			
	B	C	D
Nominal current I _N	41 A	41 A	10 A
Nominal voltage U _N	300 V	150 V	300 V

cUL Recognized 			
	B	C	D
Nominal current I _N	41 A	41 A	10 A
Nominal voltage U _N	300 V	150 V	300 V

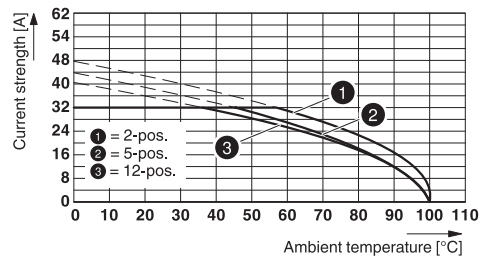
EAC

cULus Recognized 
--

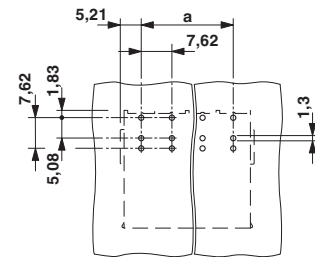
Printed-circuit board connector - PC 5/ 3-G-7,62 - 1720479

Drawings

Diagram



Drilling diagram



Derating curve for: SPC 5/...-ST-7,62 with PC 5/...-G-7,62

Dimensional drawing

