

## Base strip - GMSTBVA 2,5/ 4-G-7,62 - 1766796

Please be informed that the data shown in this PDF Document is generated from our Online Catalog. Please find the complete data in the user's documentation. Our General Terms of Use for Downloads are valid (<http://phoenixcontact.com/download>)

Header, Nominal current: 12 A, Rated voltage (III/2): 630 V, Number of positions: 4, Pitch: 7.62 mm, Color: green, Contact surface: Tin, Mounting: Wave soldering



The figure shows a 10-position version of the product

### Why buy this product

- Plug-in direction vertical to the PCB
- Headers with straight solder pins for 630 V applications (III/2)



### Key Commercial Data

Packing unit	250 STK
GTIN	
GTIN	4017918032814
Weight per Piece (excluding packing)	1.950 g
Custom tariff number	85366990
Country of origin	Germany

### Technical data

#### Environmental Product Compliance

China RoHS	No hazardous substances above threshold values
------------	--

#### Dimensions

Length	8.6 mm
Pitch	7.62 mm
Dimension a	22.86 mm
Width	30.48 mm
Constructional height	12 mm
Height	15.9 mm
Length of the solder pin	3.9 mm

# Base strip - GMSTBVA 2,5/ 4-G-7,62 - 1766796

## Technical data

### Dimensions

Pin dimensions	1,0 x 1,0
Hole diameter	1.4 mm

### General

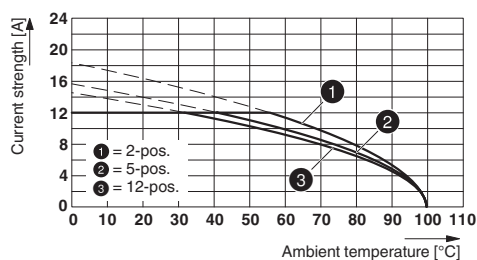
Range of articles	GMSTBVA 2,5/..-G
Insulating material group	I
Rated surge voltage (III/3)	6 kV
Rated surge voltage (III/2)	6 kV
Rated surge voltage (II/2)	6 kV
Rated voltage (III/3)	400 V
Rated voltage (III/2)	630 V
Rated voltage (II/2)	630 V
Connection in acc. with standard	EN-VDE
Nominal current $I_N$	12 A
Maximum load current	12 A
Insulating material	PA
Flammability rating according to UL 94	V0
Color	green
Number of positions	4

### Standards and Regulations

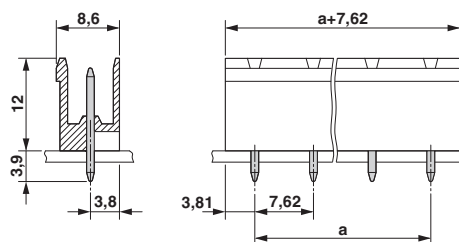
Connection in acc. with standard	EN-VDE
	CSA
Flammability rating according to UL 94	V0

## Drawings

Diagram



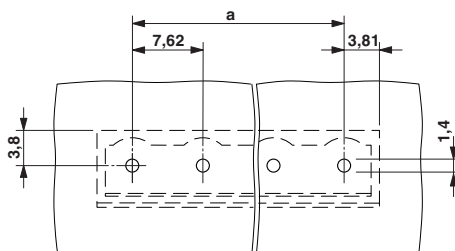
Dimensional drawing



Type: GMSTB 2,5/..-ST-7,62 with GMSTBVA 2,5/..-G-7,62

# Base strip - GMSTBVA 2,5/ 4-G-7,62 - 1766796

Drilling diagram



## Classifications

### eCl@ss

eCl@ss 4.0	272607xx
eCl@ss 4.1	27260701
eCl@ss 5.0	27260701
eCl@ss 5.1	27260701
eCl@ss 6.0	27260704
eCl@ss 7.0	27440402
eCl@ss 8.0	27440402
eCl@ss 9.0	27440402

### ETIM

ETIM 3.0	EC001121
ETIM 4.0	EC002637
ETIM 5.0	EC002637

### UNSPSC

UNSPSC 6.01	30211810
UNSPSC 7.0901	39121409
UNSPSC 11	39121409
UNSPSC 12.01	39121409
UNSPSC 13.2	39121409

## Approvals

### Approvals

#### Approvals

CSA / UL Recognized / VDE Gutachten mit Fertigungsüberwachung / cUL Recognized / IECCEB Scheme / EAC / EAC / cULus Recognized

#### Ex Approvals

### Approval details

# Base strip - GMSTBVA 2,5/ 4-G-7,62 - 1766796

## Approvals

CSA <http://www.csagroup.org/us/en/services/testing-and-certification/certified-product-listing> 13631

	B	D
Nominal current IN	10 A	10 A
Nominal voltage UN	300 V	300 V

UL Recognized <http://database.ul.com/cgi-bin/XYV/template/LISEXT/1FRAME/index.htm> FILE E 60425

	B	D
Nominal current IN	15 A	10 A
Nominal voltage UN	300 V	300 V

VDE Gutachten mit Fertigungsüberwachung <http://www.vde.de> 40004701

Nominal current IN	12 A
Nominal voltage UN	400 V

cUL Recognized <http://database.ul.com/cgi-bin/XYV/template/LISEXT/1FRAME/index.htm> FILE E 60425

	B	D
Nominal current IN	15 A	10 A
Nominal voltage UN	300 V	300 V

IECEE CB Scheme <http://www.iecee.org/> DE1-56062-B1B2

Nominal current IN	12 A
Nominal voltage UN	400 V

EAC EAC-Zulassung

EAC B.01742

cULus Recognized <http://database.ul.com/cgi-bin/XYV/template/LISEXT/1FRAME/index.htm>

## Base strip - GMSTBVA 2,5/ 4-G-7,62 - 1766796

### Accessories

Accessories

Coding element

Coding star - CR-MSTB - 1734401



Coding section, inserted into the recess in the header or the inverted plug, red insulating material

---

### Filler plug

Accessories - MSTB-BL - 1755477



Keying cap, for forming sections, plugs onto header pin, green insulating material

---

### Labeled terminal marker

Marker card - SK 7,62/3,8:FORTL.ZAHLEN - 0804549



Marker card, Card, white, labeled, Horizontal: Consecutive numbers 1 - 10, 11 - 20, etc. up to 91 - 100, Mounting type: Adhesive, for terminal block width: 7.62 mm, Lettering field: 7.62 x 3.8 mm

---

### Additional products

Printed-circuit board connector - GMSTB 2,5/ 4-ST-7,62 - 1767025



Plug component, Nominal current: 12 A, Rated voltage (III/2): 630 V, Number of positions: 4, Pitch: 7.62 mm, Connection method: Screw connection with tension sleeve, Color: green, Contact surface: Tin

---

Printed-circuit board connector - FRONT-GMSTB 2,5/ 4-ST-7,62 - 1806135



Plug component, Nominal current: 12 A, Rated voltage (III/2): 630 V, Number of positions: 4, Pitch: 7.62 mm, Connection method: Front screw connection, Color: green, Contact surface: Tin

## Base strip - GMSTBVA 2,5/ 4-G-7,62 - 1766796

### Accessories

---

#### Printed-circuit board connector - GMVSTBW 2,5/ 4-ST-7,62 - 1832439



Plug component, Nominal current: 12 A, Rated voltage (III/2): 630 V, Number of positions: 4, Pitch: 7.62 mm, Connection method: Screw connection with tension sleeve, Color: green, Contact surface: Tin

---

#### Printed-circuit board connector - GMVSTBR 2,5/ 4-ST-7,62 - 1832549



Plug component, Nominal current: 12 A, Rated voltage (III/2): 630 V, Number of positions: 4, Pitch: 7.62 mm, Connection method: Screw connection with tension sleeve, Color: green, Contact surface: Tin

---

#### Printed-circuit board connector - GFKC 2,5/ 4-ST-7,62 - 1939659



Plug component, Nominal current: 12 A, Rated voltage (III/2): 630 V, Number of positions: 4, Pitch: 7.62 mm, Connection method: Push-in spring connection, Color: green, Contact surface: Tin, COMBICON connectors may only be activated under no load conditions. If for operating reasons small loads must be switched, experimental values are available upon request.

---