

Printed-circuit board connector - MC 1,5/10-G-3,81 P26 THR - 1722066

Please be informed that the data shown in this PDF Document is generated from our Online Catalog. Please find the complete data in the user's documentation. Our General Terms of Use for Downloads are valid (<http://phoenixcontact.com/download>)

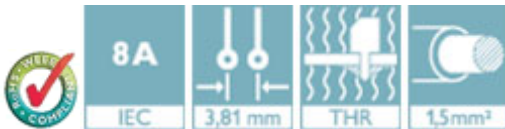
Header, Nominal current: 8 A, Number of positions: 10, Pitch: 3.81 mm, Color: black, Contact surface: Tin, Mounting: THR soldering




The figure shows a 10-position version of the product

Why buy this product

- Pitch: 3.81 mm
- Low-profile THR headers with a compact pitch
- Plug-in direction parallel to the PCB
- Use in SMT reflow processes



Key Commercial Data

Packing unit	50 pc
Minimum order quantity	50 pc
GTIN	 4 046356 116985
Weight per Piece (excluding packing)	2.61 g
Custom tariff number	85366990
Country of origin	Germany

Technical data

Dimensions

Length	9.2 mm
Pitch	3.81 mm
Dimension a	34.29 mm
Width	39.49 mm
Constructional height	6.9 mm
Height	9.5 mm
Length of the solder pin	2.6 mm
Hole diameter	1.4 mm

Printed-circuit board connector - MC 1,5/10-G-3,81 P26 THR - 1722066

Technical data

General

Range of articles	MC 1,5/...-G-THR
Rated voltage (III/3)	160 V
Connection in acc. with standard	EN-VDE
Nominal current I _N	8 A
Flammability rating according to UL 94	V0
Color	black
Number of positions	10

Standards and Regulations

Connection in acc. with standard	EN-VDE
	CUL
Flammability rating according to UL 94	V0

Classifications

eCl@ss

eCl@ss 4.0	272607xx
eCl@ss 4.1	27260701
eCl@ss 5.0	27260701
eCl@ss 5.1	27260701
eCl@ss 6.0	27260704
eCl@ss 7.0	27440402
eCl@ss 8.0	27440402
eCl@ss 9.0	27440402

ETIM

ETIM 3.0	EC001121
ETIM 4.0	EC002637
ETIM 5.0	EC002637

UNSPSC

UNSPSC 6.01	30211810
UNSPSC 7.0901	39121409
UNSPSC 11	39121409
UNSPSC 12.01	39121409
UNSPSC 13.2	39121409

Approvals

Approvals

Printed-circuit board connector - MC 1,5/10-G-3,81 P26 THR - 1722066

Approvals


Approvals

VDE Gutachten mit Fertigungsüberwachung / EAC / cULus Recognized / IECCEB Scheme

Ex Approvals


Approvals submitted

Approval details

VDE Gutachten mit Fertigungsüberwachung 	
Nominal current IN	8 A
Nominal voltage UN	160 V

EAC

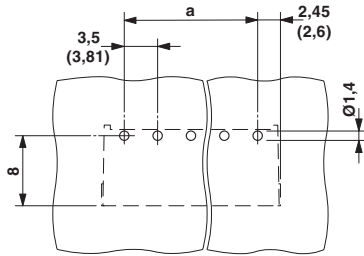
cULus Recognized		
	B	D
Nominal current IN	8 A	8 A
Nominal voltage UN	300 V	300 V

IECEB Scheme 	
Nominal current IN	8 A
Nominal voltage UN	160 V

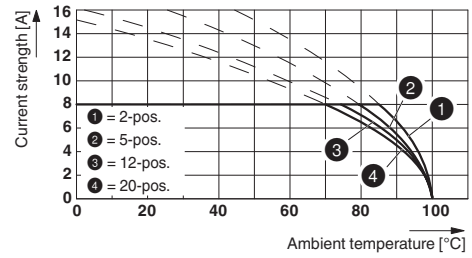
Drawings

Printed-circuit board connector - MC 1,5/10-G-3,81 P26 THR - 1722066

Drilling diagram



Diagram



Type: FK-MCP 1,5/...-ST(F)-3,81 with MC 1,5/...-G(F)-3,81 P.. THR(R...)

Dimensional drawing

