

## Printed-circuit board connector - FK-MC 0,5/ 2-ST-2,5 - 1881325

Please be informed that the data shown in this PDF Document is generated from our Online Catalog. Please find the complete data in the user's documentation. Our General Terms of Use for Downloads are valid (<http://phoenixcontact.com/download>)

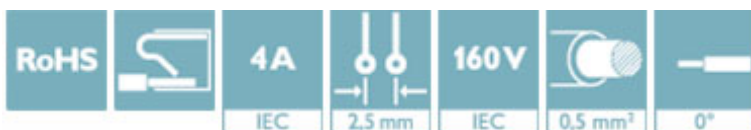
Plug component, nominal current: 4 A, rated voltage (III/2): 160 V, number of positions: 2, pitch: 2.5 mm, connection method: Push-in spring connection, Color: green, contact surface: Tin




The figure shows a 10-position version of the product

### Why buy this product

- Time saving push-in connection, tools not required
- Defined contact force ensures that contact remains stable over the long term
- Intuitive use through colour coded actuation lever
- Operation and conductor connection from one direction enable integration into front of device
- Quick and convenient testing using integrated test option



### Key Commercial Data

Packing unit	50 STK
Minimum order quantity	50 STK
GTIN	 4 017918 156572
GTIN	4017918156572
Weight per Piece (excluding packing)	1.260 g
Custom tariff number	85366990
Country of origin	Germany

### Technical data

#### Dimensions

Length [ l ]	19.05 mm
Width [ w ]	5.6 mm
Height [ h ]	11.75 mm
Pitch	2.5 mm
Dimension a	2.5 mm

#### General

# Printed-circuit board connector - FK-MC 0,5/ 2-ST-2,5 - 1881325

## Technical data

### General

Range of articles	FK-MC 0,5/..-ST
Insulating material group	I
Rated surge voltage (III/3)	1.5 kV
Rated surge voltage (III/2)	2.5 kV
Rated surge voltage (II/2)	2.5 kV
Rated voltage (III/2)	160 V
Rated voltage (II/2)	320 V
Connection in acc. with standard	EN-VDE
Nominal current $I_N$	4 A
Nominal voltage $U_N$	100 V
Nominal cross section	0.5 mm <sup>2</sup>
Insulating material	PA
Flammability rating according to UL 94	V0
Stripping length	8 mm
Number of positions	2

### Connection data

Conductor cross section solid min.	0.14 mm <sup>2</sup>
Conductor cross section solid max.	0.5 mm <sup>2</sup>
Conductor cross section flexible min.	0.14 mm <sup>2</sup>
Conductor cross section flexible max.	0.5 mm <sup>2</sup>
Conductor cross section flexible, with ferrule without plastic sleeve min.	0.25 mm <sup>2</sup>
Conductor cross section flexible, with ferrule without plastic sleeve max.	0.5 mm <sup>2</sup>
Conductor cross section AWG min.	26
Conductor cross section AWG max.	20
Minimum AWG according to UL/CUL	28
Maximum AWG according to UL/CUL	20

### General information

Type of note	Notes on operation
Note	In accordance with IEC 61984, COMBICON connectors have no switching power (COC). During designated use, they must not be plugged in or disconnected when carrying voltage or under load.

### Standards and Regulations

Connection in acc. with standard	EN-VDE
	CUL
Flammability rating according to UL 94	V0

### Ambient conditions

Ambient temperature (storage/transport)	-40 °C ... 70 °C
Ambient temperature (assembly)	-5 °C ... 100 °C
Ambient temperature (operation)	-40 °C (dependent on the derating curve)

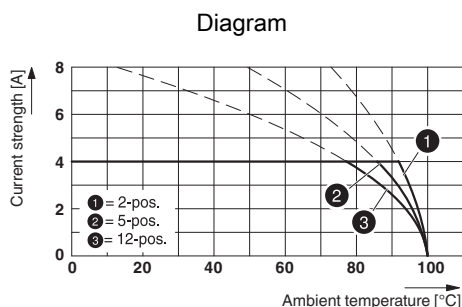
# Printed-circuit board connector - FK-MC 0,5/ 2-ST-2,5 - 1881325

## Technical data

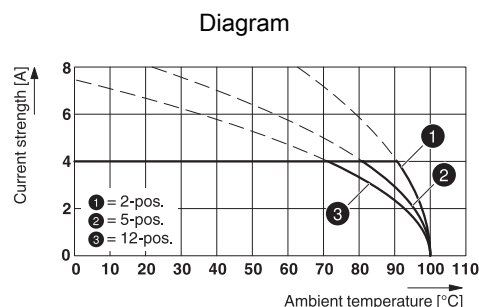
### Environmental Product Compliance

China RoHS	Environmentally friendly use period: unlimited = EFUP-e
	No hazardous substances above threshold values

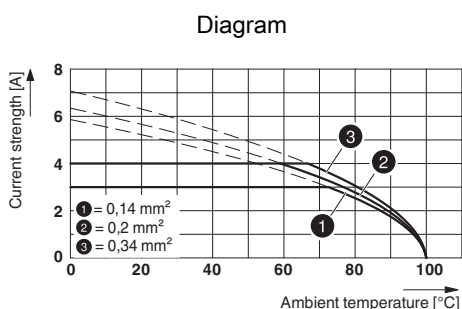
## Drawings



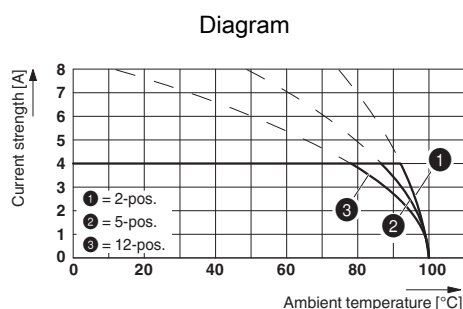
Type: FK-MC 0,5/...-ST-2,5 with MC 0,5/...-G-2,5



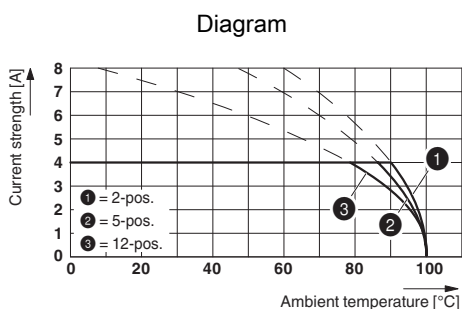
Type: FK-MC 0,5/...-ST-2,5 with MCD 0,5/...-G1-2,5 HT BK



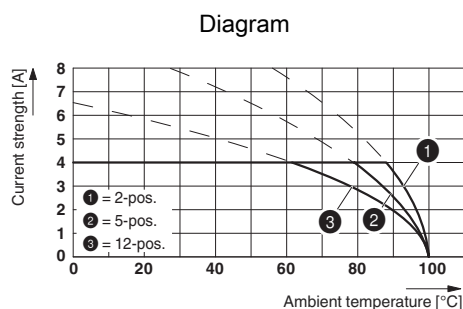
Type: FK-MC 0,5/...-ST-2,5 with MC 0,5/...-G-2,5



Type: FK-MC 0,5/...-ST-2,5 with MCV 0,5/...-G-2,5 THT

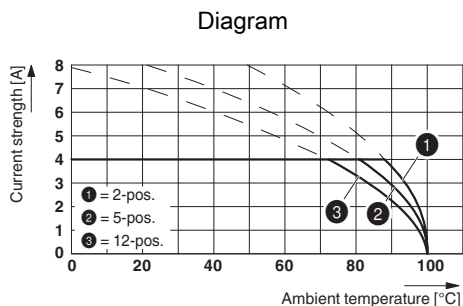


Type: FK-MC 0,5/...-ST-2,5 with MC 0,5/...-G-2,5 THT

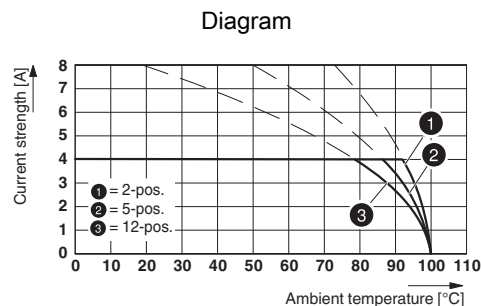


Type: FK-MC 0,5/...-ST-2,5 with MCD 0,5/...-G1-2,5

# Printed-circuit board connector - FK-MC 0,5/ 2-ST-2,5 - 1881325

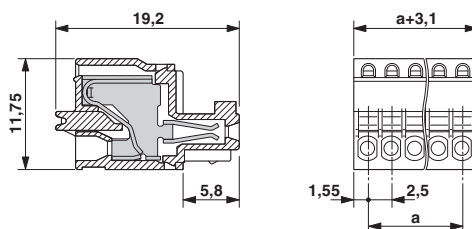


Type: FK-MC 0,5/...-ST-2,5 with MCDV 0,5/...-G1-2,5



Type: FK-MC 0,5/...-ST-2,5 with MCV 0,5/...-G-2,5

## Dimensional drawing



## Classifications

### eCl@ss

eCl@ss 4.0	272607xx
eCl@ss 4.1	27260701
eCl@ss 5.0	27260701
eCl@ss 5.1	27260701
eCl@ss 6.0	27260704
eCl@ss 7.0	27440402
eCl@ss 8.0	27440309
eCl@ss 9.0	27440309

### ETIM

ETIM 3.0	EC001121
ETIM 4.0	EC002638
ETIM 5.0	EC002638
ETIM 6.0	EC002638

### UNSPSC

UNSPSC 6.01	30211810
UNSPSC 7.0901	39121409
UNSPSC 11	39121409
UNSPSC 12.01	39121409
UNSPSC 13.2	39121409

# Printed-circuit board connector - FK-MC 0,5/ 2-ST-2,5 - 1881325

## Approvals


### Approvals


#### Approvals


UL Recognized / VDE Gutachten mit Fertigungsüberwachung / cUL Recognized / IECCEB Scheme / CCA / EAC / cULus Recognized


#### Ex Approvals

### Approval details

UL Recognized		<a href="http://database.ul.com/cgi-bin/XYV/template/LISEXT/1FRAME/index.htm">http://database.ul.com/cgi-bin/XYV/template/LISEXT/1FRAME/index.htm</a>	FILE E 60425
			B
mm <sup>2</sup> /AWG/kcmil			28-20
Nominal current I <sub>N</sub>			4 A
Nominal voltage U <sub>N</sub>			125 V

VDE Gutachten mit Fertigungsüberwachung		<a href="http://www.vde.com/en/Institute/OnlineService/VDE-approved-products/Pages/Online-Search.aspx">http://www.vde.com/en/Institute/OnlineService/VDE-approved-products/Pages/Online-Search.aspx</a>	40013394
mm <sup>2</sup> /AWG/kcmil			0.2-0.5
Nominal current I <sub>N</sub>			4 A
Nominal voltage U <sub>N</sub>			100 V

cUL Recognized		<a href="http://database.ul.com/cgi-bin/XYV/template/LISEXT/1FRAME/index.htm">http://database.ul.com/cgi-bin/XYV/template/LISEXT/1FRAME/index.htm</a>	FILE E 60425
			B
mm <sup>2</sup> /AWG/kcmil			28-20
Nominal current I <sub>N</sub>			4 A
Nominal voltage U <sub>N</sub>			125 V

IECEE CB Scheme		<a href="http://www.iecee.org/">http://www.iecee.org/</a>	DE1-56068-B1B2
mm <sup>2</sup> /AWG/kcmil			0.2-0.5
Nominal current I <sub>N</sub>			4 A
Nominal voltage U <sub>N</sub>			100 V

# Printed-circuit board connector - FK-MC 0,5/ 2-ST-2,5 - 1881325

## Approvals

CCA	CCA/ DE1 34250
mm²/AWG/kcmil	0.2-0.5
Nominal current I <sub>N</sub>	4 A
Nominal voltage U <sub>N</sub>	100 V

EAC		B.01742
-----	--	---------

cULus Recognized		<a href="http://database.ul.com/cgi-bin/XYV/template/LISEXT/1FRAME/index.htm">http://database.ul.com/cgi-bin/XYV/template/LISEXT/1FRAME/index.htm</a>
------------------	--	---

## Accessories

### Accessories

#### Crimping tool

Crimping pliers - CRIMPFOX 6 - 1212034



Crimping pliers, for ferrules without insulating collar according to DIN 46228 Part 1 and ferrules with insulating collar according to DIN 46228 Part 4, 0.25 mm² ... 6.0 mm², lateral entry, trapezoidal crimp

#### Labeled terminal marker

Marker card - SK 2,54/2,8:FORTL.ZAHLEN - 0804853



Marker card, Card, white, labeled, Horizontal: Consecutive numbers 1 - 10, 11 - 20, etc. up to 91 - 99, Mounting type: adhesive, for terminal block width: 2.54 mm, Lettering field: 2.54 x 2.8 mm

#### Screwdriver tools

Screwdriver - SZS 0,4X2,0 - 1205202



Micro screwdriver, bladed, size: 0.4 x 2.0 x 60 mm, 2-component grip, with non-slip grip and twist cap

# Printed-circuit board connector - FK-MC 0,5/ 2-ST-2,5 - 1881325

## Accessories

---

### Additional products

Base strip - MC 0,5/ 2-G-2,5 - 1881448



Header, nominal current: 4 A, rated voltage (III/2): 160 V, number of positions: 2, pitch: 2.5 mm, Color: green, contact surface: Tin, mounting: Wave soldering

---

Base strip - MCV 0,5/ 2-G-2,5 - 1881558



Header, nominal current: 4 A, rated voltage (III/2): 160 V, number of positions: 2, pitch: 2.5 mm, Color: green, contact surface: Tin, mounting: Wave soldering

---

Base strip - MCD 0,5/ 2-G1-2,5 - 1894804



Header, nominal current: 4 A, rated voltage (III/2): 160 V, number of positions: 2, pitch: 2.5 mm, Color: green, contact surface: Tin, mounting: Wave soldering

---

Base strip - MCDV 0,5/ 2-G1-2,5 - 1894914



Header, nominal current: 4 A, rated voltage (III/2): 160 V, number of positions: 2, pitch: 2.5 mm, Color: green, contact surface: Tin, mounting: Wave soldering

---

Base strip - MCD 0,5/ 2-G1-2,5 HT BK - 1961148



Header, nominal current: 4 A, rated voltage (III/2): 160 V, number of positions: 2, pitch: 2.5 mm, Color: black, contact surface: Tin, mounting: THR soldering, Standard component made of highly temperature resistant plastic; suitable for reflow process. User information and design recommendations on Through Hole Reflow Technology can be found at: "Downloads".

---

## Printed-circuit board connector - FK-MC 0,5/ 2-ST-2,5 - 1881325

### Accessories

#### Base strip - MCDV 0,5/ 2-G1-2,5 HT BK - 1961245



Header, nominal current: 4 A, rated voltage (III/2): 160 V, number of positions: 2, pitch: 2.5 mm, Color: black, contact surface: Tin, mounting: THR soldering, Standard component made of highly temperature resistant plastic; suitable for reflow process. User information and design recommendations on Through Hole Reflow Technology can be found at: "Downloads".

---

#### Base strip - MC 0,5/ 2-G-2,5 THT - 1963421



Header, nominal current: 4 A, rated voltage (III/2): 160 V, number of positions: 2, pitch: 2.5 mm, Color: black, contact surface: Tin, mounting: THR soldering, User information and design recommendations for through hole reflow technology can be found under "Downloads"

---

#### Base strip - MCV 0,5/ 2-G-2,5 THT - 1963531



Header, nominal current: 4 A, rated voltage (III/2): 160 V, number of positions: 2, pitch: 2.5 mm, Color: black, contact surface: Tin, mounting: THR soldering, User information and design recommendations for through hole reflow technology can be found under "Downloads"

---

#### Base strip - MC 0,5/ 2-G-2,5 THT R44 - 1963641



Header, nominal current: 4 A, rated voltage (III/2): 160 V, number of positions: 2, pitch: 2.5 mm, Color: black, contact surface: Tin, mounting: THR soldering, User information and design recommendations for through hole reflow technology can be found under "Downloads"

---

#### Base strip - MCV 0,5/ 2-G-2,5 THT R44 - 1963751



Header, nominal current: 4 A, rated voltage (III/2): 160 V, number of positions: 2, pitch: 2.5 mm, Color: black, contact surface: Tin, mounting: THR soldering, User information and design recommendations on Through Hole Reflow Technology can be found at: "Downloads"