


5mm Plastic Film Capacitor

multicomp PRO



Features

- A range of industry standard, 5mm, pitch metallised polyester capacitors, stacked construction
- Epoxy resin encapsulated in flame retardant plastic cases with stand-off feet
- Metallised Polyester
- Industry standard pitch of 5mm
- Tolerance of 10%
- Body colour : Grey

Applications

- Bypassing
- Coupling
- Decoupling
- Timing
- Pulse Logic
- DC Motor Suppression

Specifications

Working Voltage at 85°C	: 63V DC / 40V AC
Capacitance Intolerance	: +10%
Full Operating Temperature Range	: -55°C to +85°C
Maximum Temperature with Voltage Derating	: +105°C
Insulation Resistance / Time Constant	: $\geq 15,000 \text{ M}\Omega$ ($\geq 5,000$ seconds C $\geq 0.33 \mu\text{F}$)
Dissipation Factor	: $\geq 1\%$ at 1 kHz

Test Method and Performance

Item	Performance	Test method GB/T 7332 (IEC60384-2)
Capacitance Tolerance	$\pm 5\%$	1kHz, 3%UR(Vrms) max.
Tangent of the Loss Angle	$\tan\delta \leq 0.01(1\text{kHz})$ $\tan\delta \leq 0.015(10\text{kHz})$ $\tan\delta \leq 0.03(100\text{kHz}, C < 0.1\mu\text{F})e$	1kHz or 10 kHz or 100 kHz $\leq 3\%UR(Vrms)$ or 1 Vrms(whichever is the minor)
Dielectric Strength	There shall be no breakdown or flashover	1.4UR, 5s
Insulation Resistance	$UR \leq 100V \geq 15\ 000M\Omega, CN \leq 0.33\mu\text{F}$ $\geq 5\ 000s, 0.33\mu\text{F} < CN \leq 1\mu\text{F}$ $\geq 1\ 000s, CN > 1\mu\text{F}$ $UR > 100V \geq 3\ 0000M\Omega, CN \leq 0.33\mu\text{F}$ $\geq 10\ 000s, CN > 0.33\mu\text{F}$	$UR \leq 100V$, Charging voltage 10V $UR > 100V$, Charging voltage 100V 20°C, measuring after applying voltage for 1 minute
Solderability	Good quality of tinning	Solder temperature: $245^\circ\text{C} \pm 5^\circ\text{C}$ Immersion time: $2.0s \pm 0.5s$
Initial Measurement	Capacitance, $\tan\delta(10\text{kHz})$	-

5mm Plastic Film Capacitor

multicomp PRO

Item	Performance	Test method GB/T 7332 (IEC60384-2)
Terminal Strength (straight lead)	There shall be no visible damage	Tension Ua1: Pull: Ød=0.5mm,5N; Ød=0.6mm,10N Bend Ub: The pull of bend: Ød=0.5mm, 2.5N Ød=0.6mm, 5N The terminals shall be bent 2 times in each direction.
Resistance to solder heat	There shall be no visible damage	Solder temperature:260°C±5°C Immersion time: 10s±1s
Final Measurement	$\Delta C/C \leq \pm 2\%$ (relative to the initial value) Increase of $\tan \delta: \leq 0.003(10\text{kHz})$	-
Component's Resistance of Solvents	The dimensions shall reach the requirement of Table 1, and the change of capacitor weight shall not beyond 1%.	Solvent: Industrial isopropanol. Solvent temperature:23°C±5°C Immersion time:5min±0.5min Reverting time:48h
Initial Measurement	Capacitance, $\tan \delta$ (10kHz)	-
Rapid Change of Temperature	There shall be no evidence of deterioration.	$\theta_A = -55^\circ\text{C}$, $\theta_B = +125^\circ\text{C}$ 5 cycles, Duration: t=30min
Vibration (Straight Lead)	There shall be no evidence of deterioration.	Amplitude 0.75mm or acceleration 98m/s ² (whichever is the smaller severity), f: 10Hz to 500Hz. Three directions, 2h for each direction, total 6h.
Bump (Straight Lead)	There shall be no evidence of deterioration.	4000 times, Acceleration: 390m/s ² , Pulse duration, 6ms
Final Measurement	$\Delta C/C \leq \pm 5\%$ (relative to the initial value) Increase of $\tan \delta:$ ≤ 0.003 (10kHz) IR: $\geq 50\%$ of the rated value	-
Climate Sequence	Initial Measurement	Capacitance, $\tan \delta$ (10kHz)
	Dry Heat	-
	Damp Heat, Cyclic	-
	Cold	-
	Low Air Pressure	There shall be no permanent break down, flashover or other harmful deformation when applying UR at the last 1 minute.
	Damp Heat, cyclic other	-
	Final Measurement	There shall be no evidence of deterioration and the marking shall be legible. $\Delta C/C \leq \pm 5\%$ (relative to the initial value) Increase of $\tan \delta: \leq 0.005(10\text{kHz})$ IR: $\geq 50\%$ of the rated value

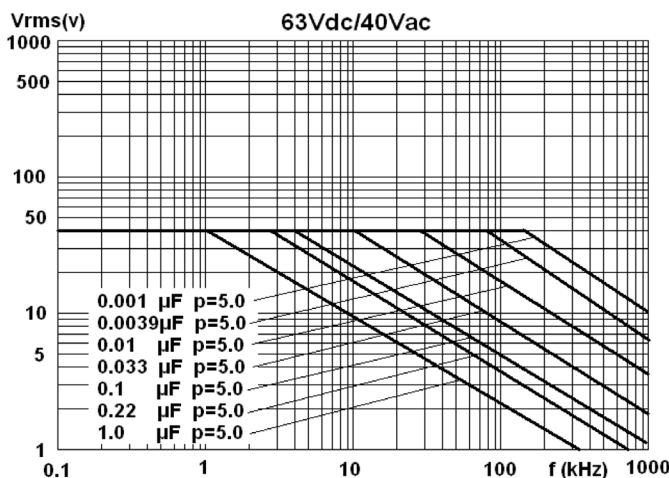
5mm Plastic Film Capacitor

multicomp PRO

Item	Performance	Test method GB/T 7332 (IEC60384-2)
Damp Heat Steady State	There shall be no evidence of deterioration and the marking shall be legible. $\Delta C/C \leq \pm 5\%$ (relative to the initial value) Increase of $\tan \delta$: ≤ 0.005 (10kHz) IR: $\geq 50\%$ of the rated value	Temperature: $40^\circ\text{C} \pm 2^\circ\text{C}$ Humidity: $93^{+2}_{-3} \% \text{RH}$ Duration: 56 days
Endurance	There shall be no evidence of deterioration and the marking shall be legible. $\Delta C/C \leq \pm 5\%$ (relative to the initial value) Increase of $\tan \delta$: ≤ 0.003 (10kHz) IR: $\geq 50\%$ of the rated value	Temperature: $+85^\circ\text{C}$ Voltage: $1.25 \times U_R$ Duration: 2000h or Temperature: $+125^\circ\text{C}$ Voltage: $1.25 \times U_c$ ($U_c = 0.5 U_R$) Duration: 2000h
Temperature Characteristic	Measuring capacitance at test point b, d, f: Characteristic at lower category temperature -55°C : $-10\% \leq (C_b - C_d) / C_d \leq 0\%$ Characteristic at upper category temperature $+125^\circ\text{C}$: $0\% \leq (C_f - C_d) / C_d \leq +18\%$ I.R. (test at point f): $U_R \leq 100\text{V}$: $\geq 15\text{M}\Omega$ ($C \leq 0.33\mu\text{F}$) $\geq 5\text{s}$ ($C > 0.33\mu\text{F}$) $U_R > 100\text{V}$: $\geq 30\text{M}\Omega$ ($C \leq 0.33\mu\text{F}$) $\geq 10\text{s}$ ($C > 0.33\mu\text{F}$)	Static method: The Capacitors should be kept at the following temperature in turn: a($20 \pm 2^\circ\text{C}$), b($-55 \pm 3^\circ\text{C}$), d($20 \pm 2^\circ\text{C}$), f($+125 \pm 2^\circ\text{C}$), g($20 \pm 2^\circ\text{C}$)
Charging and Discharging	$\Delta C/C \leq \pm 5\%$ (relative to the initial value) Increase of $\tan \delta$: ≤ 0.003 (10kHz, $C \leq 1.0\mu\text{F}$) ≤ 0.002 (1kHz, $C > 1.0\mu\text{F}$) IR: $\geq 50\%$ of the rated value	Times: 10 000 Duration of charging: 0.5s Duration of discharging: 0.5s Charging voltage: rated voltage Charging resistance: $220/C_N(\Omega)$ Discharging resistance: $R = 10/C_N(\Omega)$ or 20Ω (whichever is the greater) C_N : rated capacitance (μF)

Max. Voltage (Vr.m.s) Versus Frequency

Pattern I (High performance)



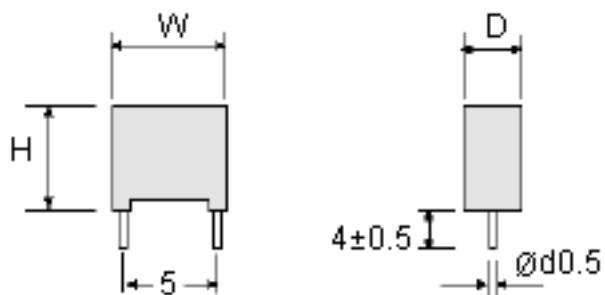
Newark.com/multicomp-pro
Farnell.com/multicomp-pro
sg.element14.com/b/multicomp-pro

multicomp PRO

5mm Plastic Film Capacitor

multicomp PRO

Diagram



Part Number Table

Description	Type (µF)	Max. Width (W)	Max. Height (H)	Max. Depth (D)	Part Number
Capacitor 0.001µF 63V	0.001	7.2mm	6.5mm	2.5mm	MCPBSFC-1J102KA45

Dimensions : Millimetres

Important Notice : This data sheet and its contents (the "Information") belong to the members of the AVNET group of companies (the "Group") or are licensed to it. No licence is granted for the use of it other than for information purposes in connection with the products to which it relates. No licence of any intellectual property rights is granted. The Information is subject to change without notice and replaces all data sheets previously supplied. The Information supplied is believed to be accurate but the Group assumes no responsibility for its accuracy or completeness, any error in or omission from it or for any use made of it. Users of this data sheet should check for themselves the Information and the suitability of the products for their purpose and not make any assumptions based on information included or omitted. Liability for loss or damage resulting from any reliance on the Information or use of it (including liability resulting from negligence or where the Group was aware of the possibility of such loss or damage arising) is excluded. This will not operate to limit or restrict the Group's liability for death or personal injury resulting from its negligence. Multicomp Pro is the registered trademark of Premier Farnell Limited 2019.

Newark.com/multicomp-pro
Farnell.com/multicomp-pro
sg.element14.com/b/multicomp-pro

multicomp PRO