

DLP31DN441ML4#

“#” indicates a package specification code.

In Production

RoHS

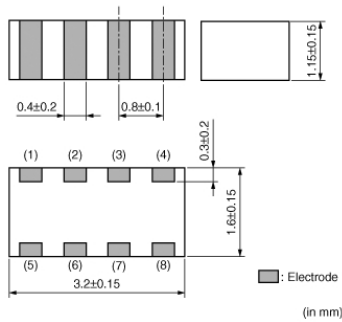
REACH

< List of part numbers with package codes >

DLP31DN441ML4B

DLP31DN441ML4L

Appearance & Shape



Features

DLP31D series is chip common mode choke coil array which realizes high coupling and high impedance in a small size with ferrite material technology and thin film processing technology.

Features

1. 2 components are included in 3.2x1.6mm
2. Thin type 1.15mm
3. High common mode Impedance characteristics (max. 440 ohm, at 100MHz)
4. DLP31D can suppress common mode noise without damage to signal wave.

Applications

Common mode noise suppression of high speed differential signal lines for USB, IEEE1394, LVDS

1. Main board of personal computers, note PCs
2. Printers, Scanners
3. LCD monitors
4. Game equipment
5. PC peripheral equipment

Applications

Other Usage	For general
-------------	-------------

Packaging Information

Packaging	Specifications	Standard Packing Quantity
B	Bulk(Bag)	500
L	180mm Embossed Tape	3000

Attention

1.This datasheet is downloaded from the website of Murata Manufacturing Co., Ltd. Therefore, it's specifications are subject to change or our products in it may be discontinued without advance notice. Please check with our sales representatives or product engineers before ordering.

2.This datasheet has only typical specifications because there is no space for detailed specifications.

Therefore, please review our product specifications or consult the approval sheet for product specifications before ordering.

DLP31DN441ML4#

“#” indicates a package specification code.



Specifications

Shape	SMD
Size Code (in mm)	3216
Size Code (in inch)	1206
Length	3.2mm
Length Tolerance	±0.15mm
Width	1.6mm
Width Tolerance	±0.15mm
Thickness	1.15mm
Thickness Tolerance	±0.15mm
Common Mode Impedance (at 100MHz)	440Ω
Common Mode Impedance (at 100MHz) Tolerance	±20%
Rated Current	70mA
Derating of Rated Current	No
Rated Voltage	10Vdc
Withstanding Voltage	25Vdc
DC Resistance(max.)	4.3Ω
DC Resistance	4.3Ω max.
Insulation Resistance(min.)	100MΩ
Operating Temperature Range	-40°C to 85°C
Mass(typ.)	0.03g
Number of Circuit	2
Operating Temperature Range(Self-temperature rise is included)	No

Attention

1.This datasheet is downloaded from the website of Murata Manufacturing Co., Ltd. Therefore, it's specifications are subject to change or our products in it may be discontinued without advance notice. Please check with our sales representatives or product engineers before ordering.

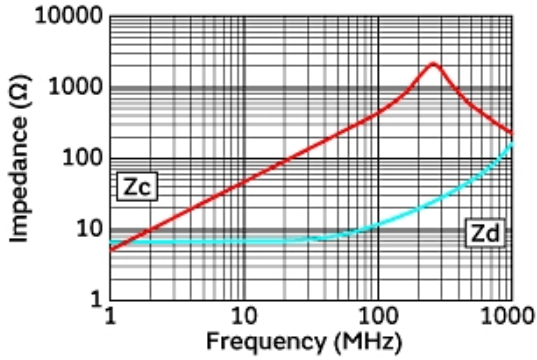
2.This datasheet has only typical specifications because there is no space for detailed specifications.

Therefore, please review our product specifications or consult the approval sheet for product specifications before ordering.

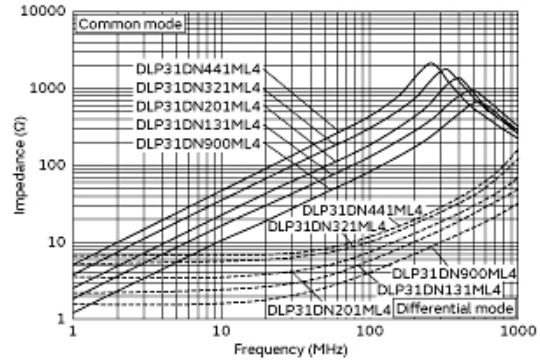
DLP31DN441ML4#

“#” indicates a package specification code.

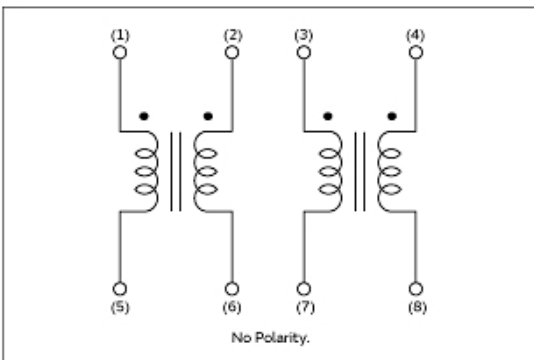
Product Data



Impedance-Frequency Characteristics



Impedance-Frequency Characteristics (Main Items)



Equivalent Circuit

Attention

- 1.This datasheet is downloaded from the website of Murata Manufacturing Co., Ltd. Therefore, it's specifications are subject to change or our products in it may be discontinued without advance notice. Please check with our sales representatives or product engineers before ordering.
- 2.This datasheet has only typical specifications because there is no space for detailed specifications. Therefore, please review our product specifications or consult the approval sheet for product specifications before ordering.