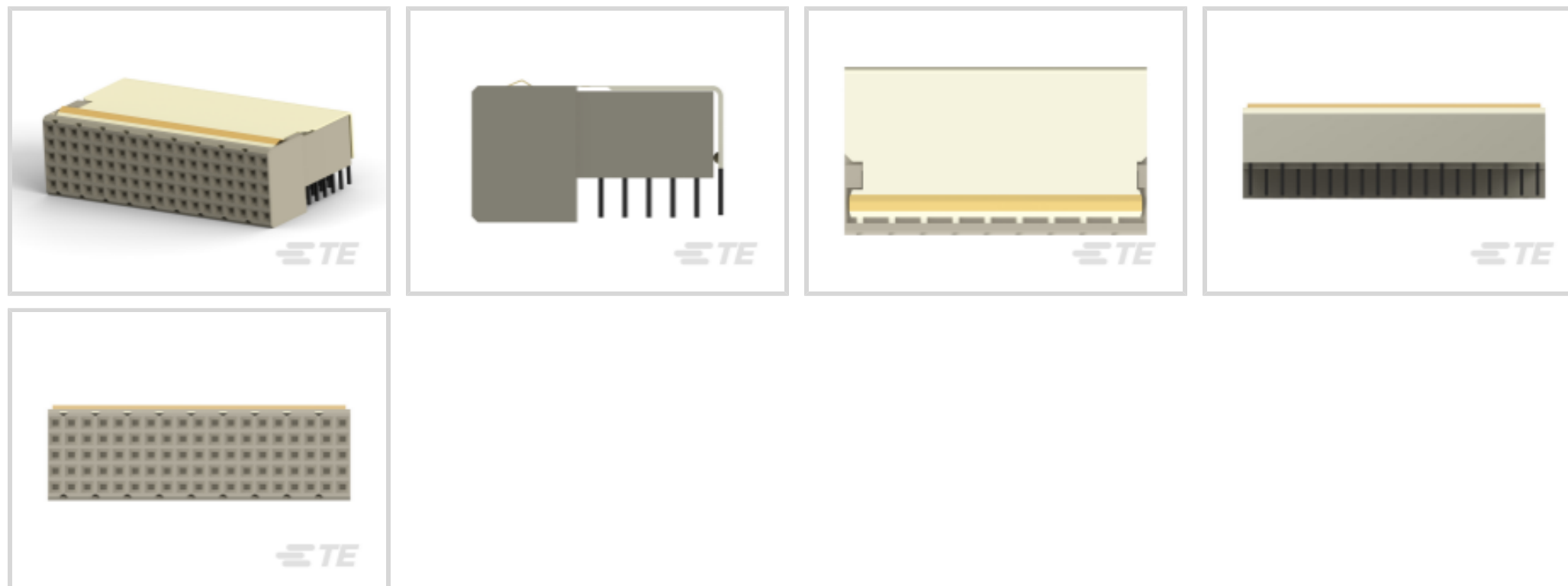




Connectors > PCB Connectors > Backplane Connectors > Hard Metric Connectors



Data Rate: ≤ 1 Gb/s

Number of Columns: 19

Number of Rows: 5

Architecture: Mezzanine

Connector System: Board-to-Board

Features

Product Type Features

Make First / Break Last	Yes
Connector System	Board-to-Board
Connector Type	Connector Assembly
Connector Style	Receptacle
Shielded	Yes
Sealable	No
Connector & Contact Terminates To	Printed Circuit Board

Configuration Features

Rows Loaded	A, B, C, D, E
Number of Signal Positions	95
Number of Columns	19
Number of Rows	5
Architecture	Mezzanine
Number of Positions	95
PCB Mount Orientation	Right Angle

Signal Characteristics

Crosstalk Version	Standard
Data Rate	≤1 Gb/s

Body Features

Shield Type	Ground Return Shielding
Shield Style	Upper

Contact Features

Feedthrough Post Length	3.3 mm
Grounding Contact	Without
Contact Configuration	ACTION PIN, Signal
Contact Base Material	Phosphor Bronze
Contact Type	Pin
CompactPCI Designation	J3
Contact Mating Area Plating Material	Gold
Contact Mating Area Plating Thickness	1.27 μm
Contact Current Rating (Max)	1.5 A

Termination Features

Termination End Plating Material	Tin over Nickel
Interface Type	2mm HM

Mechanical Attachment

Connector Mounting Type	Board Mount
-------------------------	-------------

Housing Features

Centerline (Pitch)	2 mm [.078 in]
Housing Material	Polyester - GF
Housing Color	Gray

Dimensions

Module Length	38 mm
---------------	-------

Usage Conditions

Operating Temperature Range	-55 – 125 °C [-67 – 257 °F]
-----------------------------	-----------------------------

Operation/Application

Circuit Application	Power & Signal
---------------------	----------------

Industry Standards

UL Flammability Rating	UL 94V-0
AdvancedTCA Specified Product	No

Packaging Features

Packaging Quantity	11
Packaging Method	Tube

Other

Comment	Female connector with pre-installed shield.
---------	---

Product Compliance

[For compliance documentation, visit the product page on TE.com>](#)

EU RoHS Directive 2011/65/EU	Compliant
EU ELV Directive 2000/53/EC	Compliant
China RoHS 2 Directive MIIT Order No 32, 2016	No Restricted Materials Above Threshold
EU REACH Regulation (EC) No. 1907/2006	Current ECHA Candidate List: JAN 2019 (197) Candidate List Declared Against: JUN 2018 (191)
Halogen Content	Not Low Halogen - contains Br or Cl > 900 ppm.
Solder Process Capability	Not applicable for solder process capability

Product Compliance Disclaimer

This information is provided based on reasonable inquiry of our suppliers and represents our current actual knowledge based on the information they provided. This information is subject to change. The part numbers that TE has identified as EU RoHS compliant have a maximum concentration of 0.1% by weight in homogenous materials for lead, hexavalent chromium, mercury, PBB, PBDE, DBP, BBP, DEHP, DIBP, and 0.01% for cadmium, or qualify for an exemption to these limits as defined in the Annexes of Directive 2011/65/EU (RoHS2). Finished electrical and electronic equipment products will be CE marked as required by Directive 2011/65/EU. Components may not be CE marked. Additionally, the part numbers that TE has identified as EU ELV compliant have a maximum concentration of 0.1% by weight in homogenous materials for lead, hexavalent chromium, and mercury, and 0.01% for cadmium, or qualify for an exemption to these limits as defined in the Annexes of Directive 2000/53/EC (ELV). Regarding the REACH Regulations, TE's information on SVHC in articles for this part number is still based on the European Chemical Agency (ECHA) 'Guidance on requirements for substances in articles' (Version: 2, April 2011), applying the 0.1% weight on weight concentration threshold at the finished product level. TE is aware of the European Court of Justice ruling of September 10th, 2015 also known as O5A (Once An Article Always An Article) stating that, in case of 'complex object', the threshold for a SVHC must be applied to both the product as a whole and simultaneously to each of the articles forming part of its composition. TE has evaluated this ruling based on the new ECHA "Guidance on requirements for substances in articles" (June 2017, version 4.0) and will be updating its statements accordingly.

Compatible Parts



TE Part # 5352033-1
Z-PACK 2MM HM ASSY,
TYPE-B 133P




TE Part # 5352127-1
Z-PACK, T-B MALE
HEADER 133P


Also in the Series | Z-PACK 2mm HM




Backplane Coding Keys(60)



Backplane Guide Hardware
(37)




Board-to-Board Connector
Contacts(8)



Board-to-Board Headers &
Receptacles(6)



Hard Metric Backplane
Connectors(257)



High Speed Backplane
Connectors(8)



PCB Connector Covers(4)




PCB Connector Shrouds
(48)



PCB Ferrules & Shields(19)



PCB Latches, Locks &
Retainers(1)



Power Contacts(1)



Rectangular Power
Connectors(111)

Customers Also Bought



TE Part #1410946-1
MULTI-GIG SOC. CAP
SCREW, CUSTOMIZED
HDW



TE Part #1410189-3
MULTIGIG RT T2 7RW H-
LFT,ET2



TE Part #1-1469492-8
MULTIGIG RT 9MM GUIDE
/ESD 315 DEG



TE Part #1-1469492-9
MULTIGIG RT 9MM GUIDE
/ESD UNKE



TE Part #1410186-1
MULTIGIG RT T2 .8" BP H-LFT



TE Part #1410187-3
MULTIGIG RT T2 7RW DC DF CT



TE Part #5120521-1
1FHR,64,30A/S,S,N,S08,09,10



TE Part #5352152-1
Z-PACK/B22 RAF 110P



TE Part #5352068-1
Z-PACK/A RAF 110P



TE Part #5352033-1
Z-PACK 2MM HM ASSY, TYPE-B 133P

Documents

Product Drawings

[Z-PACK/B19 RAF 95P](#)

English

CAD Files

Customer View Model

[ENG_CVM_CVM_5352171-1_A.2d_dxf.zip](#)

English

3D PDF

3D

Customer View Model

[ENG_CVM_CVM_5352171-1_A.3d_igs.zip](#)

English

Customer View Model

[ENG_CVM_CVM_5352171-1_A.3d_stp.zip](#)

English

Product Specifications

[Application Specification](#)

English

Product Environmental Compliance

[MD_5352171-1_04182018255_dmtec](#)

English

[MD_5352171-1_04182018255_dmtec](#)

English